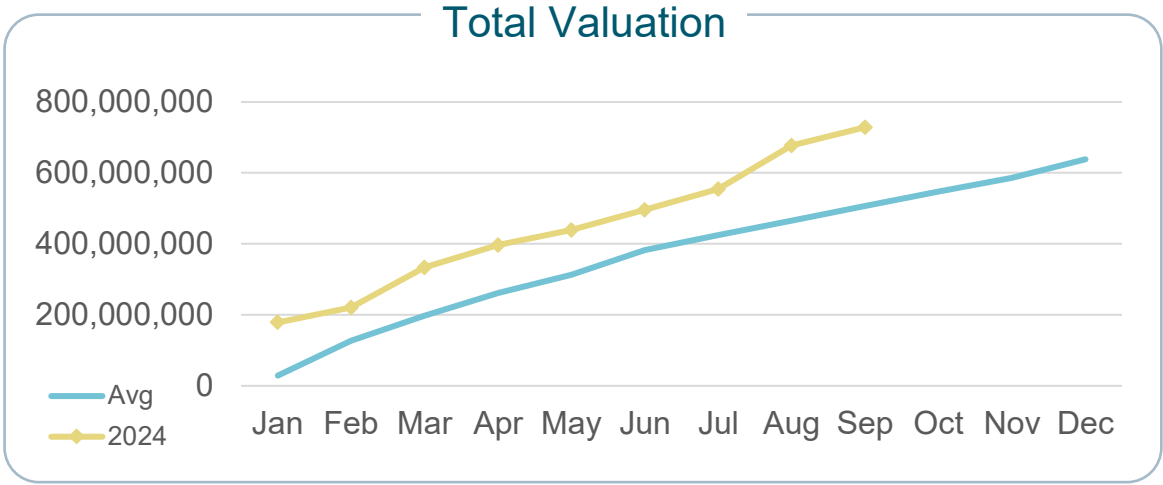


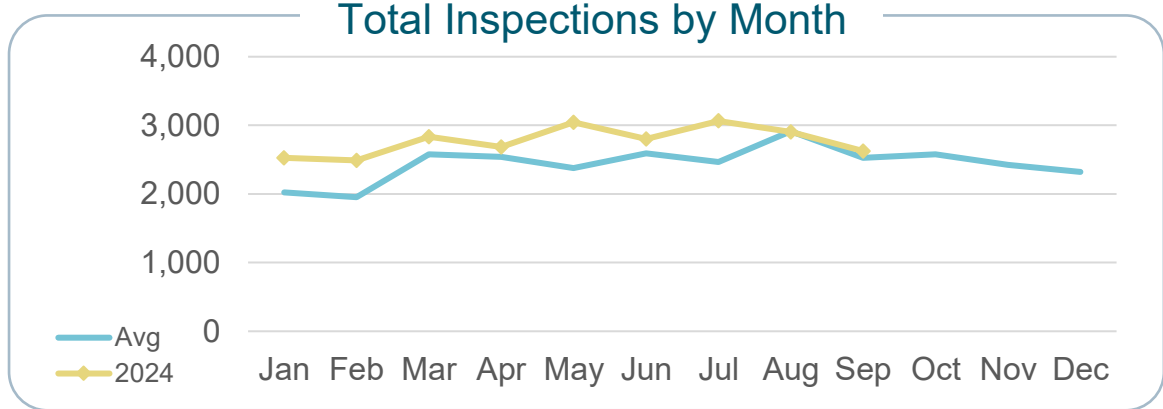
Sep 2024 Development Services Report

Building Division



Valuation

\$162,829,286	▲ 35%
Commercial	
\$170,369,871	▲ 19%
Residential	
\$269,857,686	▲ 102%
Alterations	
\$125,346,645	▲ 14%
Trades	



Commercial

353	Permits issued YTD ▲ 22%
982	Inspections this month ▲ 10%

Residential

1,285	Permits issued YTD ▲ 6%
1,640	Inspections this month ▲ 0%

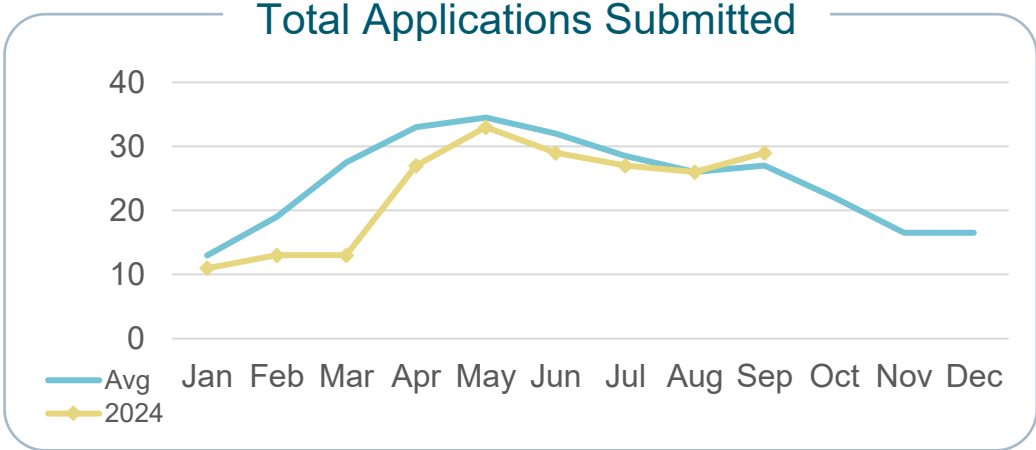
Plan Review (stats from previous month)

Commercial Plans Submitted (Bld/Add/Alt)	Commercial Review Time Summary	Residential Plans Submitted (Bld/Add/Alt)	Residential Review Time Summary										
47	<table border="0"> <tr><td>≤1 wks</td><td>28%</td></tr> <tr><td>2 weeks</td><td>52%</td></tr> <tr><td>3 weeks</td><td>20%</td></tr> </table>	≤1 wks	28%	2 weeks	52%	3 weeks	20%	178	<table border="0"> <tr><td>≤2 week</td><td>0%</td></tr> <tr><td>3 weeks</td><td>100%</td></tr> </table>	≤2 week	0%	3 weeks	100%
≤1 wks	28%												
2 weeks	52%												
3 weeks	20%												
≤2 week	0%												
3 weeks	100%												

Trades

8,142	Permits issued YTD ▲ 6%
--------------	----------------------------

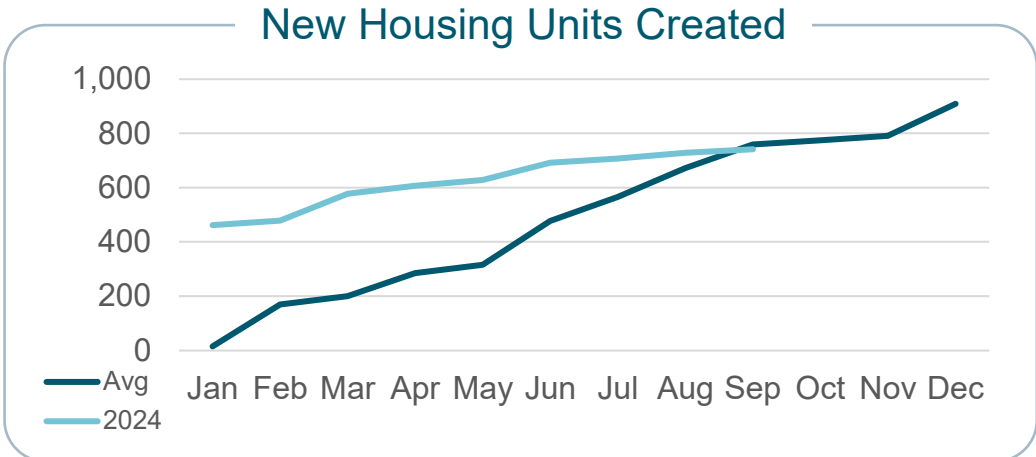
Sep 2024 Development Services Report Planning Division



Planning Applications

19	Single Family Lots Platted YTD
37	Applications - City Council Approval YTD ▼ -37%
6	Applications - Commission Approval YTD ▲ 100%
81	Applications - Teammate Approval YTD ▲ 27%
83	Approved Zoning Certificates YTD ▼ -4%

Sep 2024 Development Services Report Housing Division



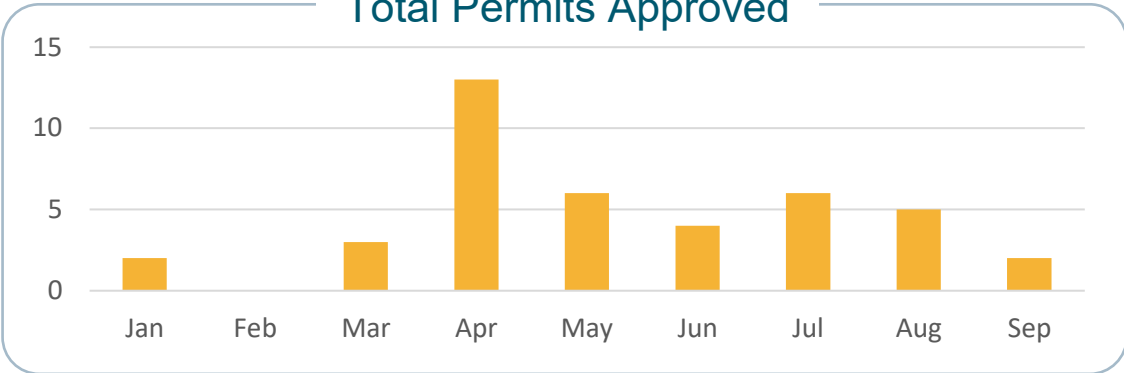
Housing & Neighborhood Services

147	Single Family Permits Issued ▼ -10%
15,934	Rental Units Inspected YTD ▼ -2%
5,936	Total Active Rental Licenses
599	Total # of Registered STR Units
68	Nuisance Violations Reported this Month (Zoning & Housing)

Sep 2024 Development Services Report

Public Works

Total Permits Approved



Review Status

19

Current Open Grading Permits Awaiting Resubmittal

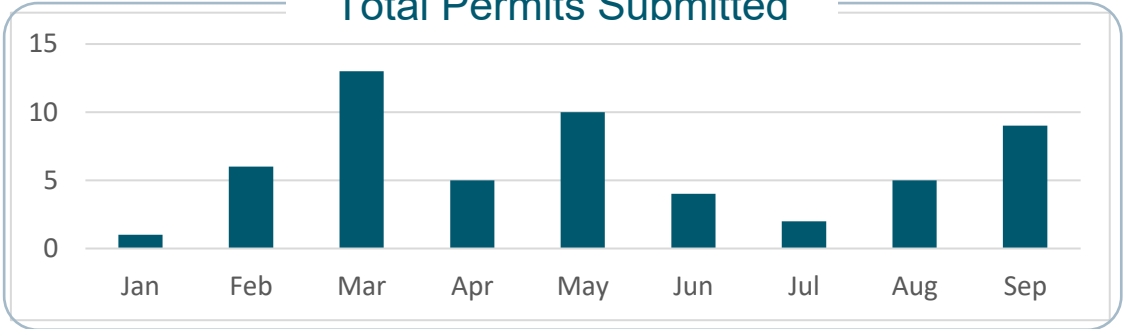
9

Current Grading Permits in City Review

9

New Project Submittals This Month

Total Permits Submitted



Approval Timeline Summary

Data starts from May 2023	Min	Avg	Max
Days to Approval	10	92	357
SDP Days to Approval	10	86	357
Subdiv Days to Approval	57	121	263
Days of City Review	3	40	95

About this report: This report summarized data for Community Development’s Building, Rental, and Planning Divisions, and the Public Works Department. The arrows by certain metrics indicate how this month’s performance compares to a 3-year average. Please note that the numbers in the report are subject to change, as permits and valuations are updated. Visit www.rochestermn.gov/cdreports for all available reports.