



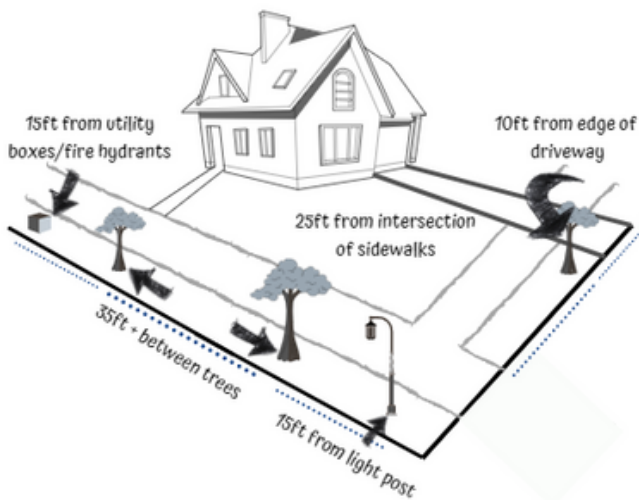
PAVE THE WAY TO A SAFE NEIGHBORHOOD

A GUIDE TO TREE PLANTING AND CARE

PRE-PLANTING

STEP 1: CHECK LOCATION

Planting the right tree in the right place is vital for a successful planting. Location is key because it allows for adequate growing space and maximizes tree potential. Avoid blocking traffic line of site spots or power lines (any tree planted under power lines must be small stature). The city requires these set back distances: 15 feet from all utilities including light poles, fire hydrants, and utility boxes. 10 feet from edge of driveway and curb stops. 25 feet from inside of intersection. 35 feet between trees.



STEP 2: REVIEW CITY LAWS

- City of Rochester owns the public right of way including streets, sidewalks, and alleys
- **City-trained crews are responsible for the pruning & maintenance of trees in boulevards**
- Turf maintenance in the boulevard is the responsibility of the landowner
- All new plans for tree or vegetation planting in the public right away (other than turf) require a permit
- Please visit our website for an application and an approved list of boulevard tree species:
<https://www.rochestermn.gov/departments/parks-and-recreation/forestry/forestry-permits>

PLANTING

STEP 1: MOVE TREE

- **Don't** carry tree by trunk unless it's bare root
- Use tarps, ropes, or a dolly to move containerized trees

STEP 2: REMOVE TRUNK AND BRANCH PACKAGING

STEP 3: PRUNE CRITICAL BRANCHES

- broken, dead, or competing branch leaders
- prune as little as possible- trees need their leaves to adjust to planting shock
- avoid pruning elm and oak during the summer and spring months

STEP 4: REMOVE ACCESS SOIL

- only relevant to containerized and burlap
- remove soil until main roots are located
- burlap- only remove top of burlap
- container- remove tree from entire container

STEP 5: REMOVE PROBLEM ROOTS

- small roots above main root system
- roots that are "turning" around/ girdling tree

STEP 6: MEASURE AND DIG

- measure height and width of root ball
- hole should be **2x width** of root ball
- place tree in hole and straighten
- remove any burlap (if applicable)

STEP 7: BACKFILL WITH SAME SOIL

- use same soil to fill in the hole
- break up soil clumps

STEP 8: WATER AND MULCH

- water entire hole and root ball (approx. 10 gal)
- add 2-4" layer of mulch (**do not touch trunk**)



MAINTENANCE

WATER

- water under dripline
- First 3 years, check 3x week for dry soil and water 1 gallon/ inch diameter
- **Note:** watering too much can limit root oxygen uptake

PROTECTION


- deer, small mammals, string trimmers, and lawn mowers are a threat to young trunk health
- install tubing to protect tree for 1-3 years
- requirements: 1/4-1/2 inch mesh, 1-4 inches between trunk and tubing, and 1-3 feet tall

MULCHING

- organic materials like leaves and wood chips are best
- >4 inches deep
- mulch shouldn't touch stem
- apply fertilizer **only** if deemed needed by arborist

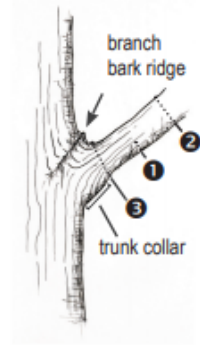
ROUTINE INSPECTION

- check for canopy dieback
- irregular growth
- trunk damage/ dead branch
- leaf color/distribution



PRUNING

- **All pruning of public trees is done by Rochester city arborists. Pruning guidelines are advice for private trees only**
- **benefits:** stabilize structure, clear line-of-sight, reduce risk of injury, remove diseased branches, aesthetics
- **tools:** hand pruner, hand saw, bypass loppers, or pole saw
- **Small branches:** use hand pruners and cut just outside of bark ridge
- **Large branches:** use 3-step method (see below)



Three-step method

1. Cut one-third of the way through the branch on the under side.
2. Go 2-4 inches beyond the undercut to remove the branch.
3. Make the final cut just outside the branch bark ridge and trunk collar.

photo cred: USDA/ USFS

- **Frequency:** every 1-2 years for fruit and deciduous trees and only as needed for evergreen



QUESTIONS?

- Visit: <https://www.rochestermn.gov/home/showdocument?id=27532> to get specifics on tree preparation, planting, and soil mixtures
- **Sick tree?**
For Public: 328-2515
For Private: visit our website or call a licenced tree care company

PRUNING REMINDER!

A professional arborist should be hired if pruning is required within 10 feet of power lines

MORE QUESTIONS?

Visit our website!
<https://www.rochestermn.gov/departments/parks-and-recreation/forestry>

Learn more on tree care, invasives, and forestry code and enforcement



FOLLOW US

facebook.com/rochestermnparks/