


How would you rate Rochester's overall performance maintaining its streets and utilities (Water/Sanitary Sewer/Stormwater)?



REGISTERED VS NON-REGISTERED

	A	B	C	D
Registered Voters (231)	14.7% (34)	48.5% (112)	29.0% (67)	7.8% (18)
Non-Registered Voters (83)	13.3% (11)	53.0% (44)	26.5% (22)	7.2% (6)

ALL RESPONDENTS

	A	B	C	D
All respondents (314)	14.0% (45)	50.0% (156)	28.0% (89)	8.0% (24)
Registered Voters in Rochester, MN (231)	14.7% (34)	48.5% (112)	29.0% (67)	7.8% (18)
Live in Rochester, MN (303) - Self-reported	13.5% (41)	49.8% (151)	29.0% (88)	7.6% (23)
Subscribers to Rochester, MN (304)	13.8% (42)	50.0% (152)	28.6% (87)	7.6% (23)
Register respondents from anywhere (237)	15.0% (36)	48.0% (114)	29.0% (68)	8.0% (19)

How would you rate Rochester's overall performance maintaining its streets and utilities (Water/Sanitary Sewer/Stormwater)?

A Excellent **B** Good **C** Fair **D** Poor

PRECINCT	237 REGISTERED VOTERS			
	A	B	C	D
CASCADE TWP P-1 (4)	-	100.0% (4)	-	-
CASCADE TWP P-2A (2)	-	50.0% (1)	50.0% (1)	-
EDEN PRAIRIE P-16 (1)	-	100.0% (1)	-	-
HAVERHILL TWP (1)	-	100.0% (1)	-	-
HIGH FOREST TWP (1)	-	100.0% (1)	-	-
MARION TWP P-1 (4)	-	25.0% (1)	75.0% (3)	-
ORONOCO TWP (4)	-	25.0% (1)	75.0% (3)	-
RED WING W-2 P-1 (1)	100.0% (1)	-	-	-
ROCHESTER TWP P-1 (1)	100.0% (1)	-	-	-
ROCHESTER W1 P01 (9)	22.2% (2)	44.4% (4)	33.3% (3)	-
ROCHESTER W1 P02 (2)	-	100.0% (2)	-	-
ROCHESTER W1 P04 (1)	-	-	100.0% (1)	-
ROCHESTER W1 P05 (6)	16.7% (1)	50.0% (3)	33.3% (2)	-
ROCHESTER W1 P06 (2)	-	50.0% (1)	50.0% (1)	-
ROCHESTER W1 P07 (5)	-	60.0% (3)	40.0% (2)	-
ROCHESTER W1 P08 (3)	-	33.3% (1)	66.7% (2)	-
ROCHESTER W1 P10 (1)	-	-	-	100.0% (1)
ROCHESTER W1 P12 (2)	50.0% (1)	-	50.0% (1)	-
ROCHESTER W2 P01 (7)	14.3% (1)	42.9% (3)	28.6% (2)	14.3% (1)
ROCHESTER W2 P02 (13)	15.4% (2)	53.8% (7)	30.8% (4)	-
ROCHESTER W2 P03 (6)	-	50.0% (3)	50.0% (3)	-
ROCHESTER W2 P04 (5)	60.0% (3)	20.0% (1)	20.0% (1)	-
ROCHESTER W2 P06 (4)	25.0% (1)	75.0% (3)	-	-
ROCHESTER W2 P07 (5)	20.0% (1)	60.0% (3)	20.0% (1)	-
ROCHESTER W2 P08 (10)	-	60.0% (6)	10.0% (1)	30.0% (3)
ROCHESTER W3 P01 (4)	25.0% (1)	75.0% (3)	-	-
ROCHESTER W3 P02 (5)	20.0% (1)	60.0% (3)	20.0% (1)	-
ROCHESTER W3 P03 (1)	-	100.0% (1)	-	-
ROCHESTER W3 P04 (1)	-	-	100.0% (1)	-
ROCHESTER W3 P05 (4)	-	50.0% (2)	-	50.0% (2)
ROCHESTER W3 P06 (3)	33.3% (1)	33.3% (1)	33.3% (1)	-
ROCHESTER W3 P07 (5)	40.0% (2)	40.0% (2)	-	20.0% (1)
ROCHESTER W4 P01 (5)	20.0% (1)	60.0% (3)	20.0% (1)	-
ROCHESTER W4 P02 (1)	-	100.0% (1)	-	-
ROCHESTER W4 P03 (7)	14.3% (1)	42.9% (3)	14.3% (1)	28.6% (2)
ROCHESTER W4 P04 (4)	-	75.0% (3)	25.0% (1)	-
ROCHESTER W4 P05 (5)	20.0% (1)	20.0% (1)	60.0% (3)	-
ROCHESTER W4 P06 (1)	-	100.0% (1)	-	-
ROCHESTER W4 P07 (3)	-	100.0% (3)	-	-
ROCHESTER W4 P08 (3)	-	66.7% (2)	33.3% (1)	-
ROCHESTER W5 P01 (9)	11.1% (1)	55.6% (5)	22.2% (2)	11.1% (1)
ROCHESTER W5 P02 (3)	-	66.7% (2)	-	33.3% (1)
ROCHESTER W5 P03 (10)	20.0% (2)	40.0% (4)	30.0% (3)	10.0% (1)
ROCHESTER W5 P04 (15)	20.0% (3)	26.7% (4)	46.7% (7)	6.7% (1)
ROCHESTER W5 P05 (6)	-	50.0% (3)	50.0% (3)	-
ROCHESTER W5 P06 (2)	-	-	50.0% (1)	50.0% (1)
ROCHESTER W5 P07 (5)	-	60.0% (3)	20.0% (1)	20.0% (1)
ROCHESTER W5 P08 (3)	66.7% (2)	33.3% (1)	-	-
ROCHESTER W6 P01 (7)	28.6% (2)	28.6% (2)	42.9% (3)	-
ROCHESTER W6 P02 (5)	-	60.0% (3)	40.0% (2)	-

ROCHESTER W6 P03 (5)	-	80.0% (4)	20.0% (1)	-
ROCHESTER W6 P04 (6)	16.7% (1)	50.0% (3)	-	33.3% (2)
ROCHESTER W6 P06 (4)	25.0% (1)	25.0% (1)	50.0% (2)	-
ROCHESTER W6 P07 (2)	-	-	100.0% (2)	-
STEWARTVILLE (1)	-	-	-	100.0% (1)
Unknown (1)	100.0% (1)	-	-	-
WOODBURY P-04 (1)	100.0% (1)	-	-	-

AGE RANGE

237 REGISTERED VOTERS

	A	B	C	D
18-29 (18)	5.6% (1)	72.2% (13)	16.7% (3)	5.6% (1)
30-39 (55)	20.0% (11)	45.5% (25)	25.5% (14)	9.1% (5)
40-49 (49)	16.3% (8)	44.9% (22)	26.5% (13)	12.2% (6)
50-59 (45)	17.8% (8)	42.2% (19)	33.3% (15)	6.7% (3)
60-69 (45)	13.3% (6)	46.7% (21)	33.3% (15)	6.7% (3)
70-79 (20)	5.0% (1)	55.0% (11)	35.0% (7)	5.0% (1)
80-89 (4)	-	75.0% (3)	25.0% (1)	-
unknown (1)	100.0% (1)	-	-	-










VOTERS GENDER

237 REGISTERED VOTERS

	A	B	C	D
F (110)	14.5% (16)	49.1% (54)	28.2% (31)	8.2% (9)
M (126)	15.1% (19)	47.6% (60)	29.4% (37)	7.9% (10)
Unknown (1)	100.0% (1)	-	-	-

How would you rate Rochester's overall performance maintaining its streets and utilities (Water/Sanitary Sewer/Stormwater)?

A Excellent **B** Good **C** Fair **D** Poor

-
-  **Anonymous user's Opinion** Responded **C** Good
 The City is very responsive when concerns are brought to their attention, but overall maintenance is not keeping up because of the ridiculous sprawl that was allowed to happen. We must not continue down that path.
-  **Anonymous user's Opinion** Responded **B** Fair
 Bike lanes are not maintained as well as the full roadway for motor traffic.
-  **Anonymous user's Opinion** Responded **A** Poor
 Help citizens with cut-through roads in residential areas. Help with reducing traffic and excessive speeds. East River Road is the most dangerous street in the city and right down from Public Works. Close it off or make it a one way. Move traffic to Broadway where it belongs. I am sure there are many other cut through roads in the city where the city traffic design and planning is ruining longstanding neighborhoods.
-  **Anonymous user's Opinion** Responded **C** Good
 Have more flashing lights to warn drivers to stop when driving above 55 mph (highway speed limits with East River Road as an example)
-  **Anonymous user's Opinion** Responded **B** Fair
 Many of us live in fear of assessments to fix cracked and shifted sidewalk slabs. If we are unlikely ones that bought a house with inferior concrete work, we take it hard on the chin. We also think city should work more with resident regarding types of trees city plants in boulevards. Some of them clash in disappointing ways with the existing landscaping of yards they affect. Would be nice to talk that through before a tree is planted. We get impression city just does what it wants without clearing it with people they affect.
-  **Anonymous user's Opinion** Responded **B** Fair
 Park bathrooms are awful. There are streets that need some attention.
-  **Anonymous user's Opinion** Responded **A** Poor
 I am very concerned about water infrastructure and safety in the city of Rochester. For example, my home water supply often has brownish content in it, that appears to be dirt. If they can't even keep dirt out of the water supply, what else other than dirt is being allowed into the water? Another example is that last summer, there was a leaking water valve pipe in our neighborhood. It was reported but the city did not repair it until at least 3 months after it was reported. The amount of water that leaked must have been in the 100s of thousands of gallons over the 3 month time period it was leaking into the street and sewer system. Please invest in our water infrastructure and water safety!
-  **Anonymous user's Opinion** Responded **A** Poor
 Plow the roads from curb to curb. fill potholes. quit put a stop to bike paths.
-  **Anonymous user's Opinion** Responded **B** Fair
 We need to limit expansion and focus on concentrating growth where we have existing infrastructure. Fee structure and taxes should penalized those choosing to expand the city's ecological footprint.