

How would you rate your community as a place to live?



REGISTERED VS NON-REGISTERED

	A	B	C	D
Registered Voters (227)	20.3% (46)	50.2% (114)	23.8% (54)	5.7% (13)
Non-Registered Voters (92)	10.9% (10)	53.3% (49)	29.3% (27)	6.5% (6)

ALL RESPONDENTS

	A	B	C	D
All respondents (319)	18.0% (56)	51.0% (163)	25.0% (81)	6.0% (19)
Registered Voters in Rochester, MN (227)	20.3% (46)	50.2% (114)	23.8% (54)	5.7% (13)
Live in Rochester, MN (307) - Self-reported	17.6% (54)	50.5% (155)	26.1% (80)	5.9% (18)
Subscribers to Rochester, MN (312)	17.6% (55)	50.6% (158)	25.6% (80)	6.1% (19)
Register respondents from anywhere (235)	20.0% (47)	51.0% (119)	23.0% (55)	6.0% (14)

How would you rate your community as a place to live?

A Excellent **B** Good **C** Fair **D** Poor

PRECINCT	235 REGISTERED VOTERS			
	A	B	C	D
BYRON (1)	-	100.0% (1)	-	-
CASCADE TWP P-1 (4)	100.0% (4)	-	-	-
CASCADE TWP P-2A (2)	-	100.0% (2)	-	-
EYOTA (1)	-	-	-	100.0% (1)
MARION TWP P-1 (4)	25.0% (1)	50.0% (2)	25.0% (1)	-
ORONOCO TWP (5)	40.0% (2)	60.0% (3)	-	-
RED WING W-2 P-1 (1)	-	-	100.0% (1)	-
ROCHESTER W1 P01 (6)	16.7% (1)	66.7% (4)	16.7% (1)	-
ROCHESTER W1 P02 (1)	-	100.0% (1)	-	-
ROCHESTER W1 P05 (7)	14.3% (1)	28.6% (2)	42.9% (3)	14.3% (1)
ROCHESTER W1 P06 (1)	100.0% (1)	-	-	-
ROCHESTER W1 P07 (7)	14.3% (1)	71.4% (5)	14.3% (1)	-
ROCHESTER W1 P08 (4)	25.0% (1)	25.0% (1)	25.0% (1)	25.0% (1)
ROCHESTER W1 P09 (4)	-	75.0% (3)	-	25.0% (1)
ROCHESTER W1 P11 (1)	-	100.0% (1)	-	-
ROCHESTER W1 P12 (1)	-	-	100.0% (1)	-
ROCHESTER W2 P01 (5)	40.0% (2)	60.0% (3)	-	-
ROCHESTER W2 P02 (6)	16.7% (1)	66.7% (4)	16.7% (1)	-
ROCHESTER W2 P03 (5)	20.0% (1)	40.0% (2)	-	40.0% (2)
ROCHESTER W2 P04 (5)	20.0% (1)	40.0% (2)	20.0% (1)	20.0% (1)
ROCHESTER W2 P05 (5)	20.0% (1)	60.0% (3)	20.0% (1)	-
ROCHESTER W2 P06 (3)	33.3% (1)	-	66.7% (2)	-
ROCHESTER W2 P07 (3)	33.3% (1)	33.3% (1)	33.3% (1)	-
ROCHESTER W2 P08 (4)	-	25.0% (1)	75.0% (3)	-
ROCHESTER W3 P01 (6)	16.7% (1)	83.3% (5)	-	-
ROCHESTER W3 P02 (3)	-	100.0% (3)	-	-
ROCHESTER W3 P03 (2)	-	50.0% (1)	50.0% (1)	-
ROCHESTER W3 P04 (1)	100.0% (1)	-	-	-
ROCHESTER W3 P05 (6)	16.7% (1)	50.0% (3)	16.7% (1)	16.7% (1)
ROCHESTER W3 P06 (5)	-	80.0% (4)	20.0% (1)	-
ROCHESTER W3 P07 (9)	22.2% (2)	66.7% (6)	11.1% (1)	-
ROCHESTER W4 P01 (7)	42.9% (3)	42.9% (3)	14.3% (1)	-
ROCHESTER W4 P02 (2)	-	-	100.0% (2)	-
ROCHESTER W4 P03 (5)	20.0% (1)	60.0% (3)	20.0% (1)	-
ROCHESTER W4 P04 (6)	16.7% (1)	66.7% (4)	-	16.7% (1)
ROCHESTER W4 P05 (4)	-	50.0% (2)	50.0% (2)	-
ROCHESTER W4 P06 (1)	-	100.0% (1)	-	-
ROCHESTER W4 P07 (8)	25.0% (2)	25.0% (2)	50.0% (4)	-
ROCHESTER W4 P08 (1)	-	100.0% (1)	-	-
ROCHESTER W4 P09 (1)	100.0% (1)	-	-	-
ROCHESTER W5 P01 (5)	-	20.0% (1)	60.0% (3)	20.0% (1)
ROCHESTER W5 P02 (5)	-	60.0% (3)	20.0% (1)	20.0% (1)
ROCHESTER W5 P03 (11)	18.2% (2)	45.5% (5)	27.3% (3)	9.1% (1)
ROCHESTER W5 P04 (7)	14.3% (1)	71.4% (5)	-	14.3% (1)
ROCHESTER W5 P05 (5)	40.0% (2)	40.0% (2)	20.0% (1)	-
ROCHESTER W5 P06 (3)	66.7% (2)	-	33.3% (1)	-
ROCHESTER W5 P07 (6)	16.7% (1)	16.7% (1)	66.7% (4)	-
ROCHESTER W5 P08 (3)	-	100.0% (3)	-	-
ROCHESTER W6 P01 (6)	33.3% (2)	33.3% (2)	33.3% (2)	-
ROCHESTER W6 P02 (4)	25.0% (1)	75.0% (3)	-	-
ROCHESTER W6 P03 (6)	-	66.7% (4)	33.3% (2)	-

ROCHESTER W6 P04 (6)	16.7% (1)	50.0% (3)	33.3% (2)	-
ROCHESTER W6 P06 (4)	-	75.0% (3)	-	25.0% (1)
ROCHESTER W6 P07 (7)	14.3% (1)	42.9% (3)	42.9% (3)	-
ROCHESTER W6 P08 (1)	-	-	100.0% (1)	-
SPRINGFIELD TOWN WARD 3 (1)	-	100.0% (1)	-	-
ST CHARLES (1)	-	100.0% (1)	-	-
WOODBURY P-04 (1)	100.0% (1)	-	-	-

AGE RANGE

235 REGISTERED VOTERS

	A	B	C	D
18-29 (13)	15.4% (2)	53.8% (7)	30.8% (4)	-
30-39 (49)	14.3% (7)	55.1% (27)	22.4% (11)	8.2% (4)
40-49 (54)	20.4% (11)	48.1% (26)	25.9% (14)	5.6% (3)
50-59 (54)	27.8% (15)	42.6% (23)	22.2% (12)	7.4% (4)
60-69 (45)	15.6% (7)	53.3% (24)	26.7% (12)	4.4% (2)
70-79 (15)	26.7% (4)	60.0% (9)	13.3% (2)	-
80-89 (4)	25.0% (1)	50.0% (2)	-	25.0% (1)
unknown (1)	-	100.0% (1)	-	-













VOTERS GENDER

235 REGISTERED VOTERS

	A	B	C	D
F (114)	23.7% (27)	47.4% (54)	21.9% (25)	7.0% (8)
M (121)	16.5% (20)	53.7% (65)	24.8% (30)	5.0% (6)

How would you rate your community as a place to live?

A Excellent **B** Good **C** Fair **D** Poor

-
-  **Anonymous user's Opinion** Responded **C** Good
It is becoming too expensive to live here if you are retired.
-  **Anonymous user's Opinion** Responded **C** Good
Housing is too expensive
-  **Anonymous user's Opinion** Responded **A** Poor
Property taxes are making Rochester unaffordable. Something needs to be done immediately to keep people from move away
-  **Anonymous user's Opinion** Responded **A** Poor
Cost of living is way too high. Community accomidates more to the high class visitors than the lower middle to middle class community that lives here
-  **Anonymous user's Opinion** Responded **B** Fair
I would say good if it cost less. For the amount of tax though, it does not feel good to many of us.
-  **Anonymous user's Opinion** Responded **B** Fair
If someone is a Disabled Person,like me,or financially disadvantaged,like me,it's a TERRIBLE place to live.If someone works for MAYO CLINIC,or,worse,is a lawyer,it's a grand place.
-  **Anonymous user's Opinion** Responded **B** Fair
Cultural life is not existing. Not even a decent performing arts center. We still need more interesting restaurants. Clothing shops are pitiful.
-  **Anonymous user's Opinion** Responded **C** Good
With the indiscriminating cutting of forest area to build apartments all over, the constant increase of property taxes for the past 5 years or more, this last time around \$200 increase, many prefer to leave. Retirees and those with fix incomes are less in town because of that. The schools are over capacity, having 30 kids and more in each class, and the city cares less, yet taxes will be increase again to fix that problem. Why is Mayo not contributing to all this expenses, at the end all this chaos is because of the great radical city?
-  **Anonymous user's Opinion** Responded **D** Excellent
I wish there was more of a university life or plaza, and more activities or areas to hang out near the water
-  **Anonymous user's Opinion** Responded **A** Poor
Rochester needs more arts. Also, attracting big coventions and concerts is severely lacking.
-  **Anonymous user's Opinion** Responded **A** Poor
Why do local news outlets love giving hick racists a platform to spew hate on social media? Why has DMC become nothing but capitalist cronyism? Why do we keep wasting tax dollars on useless stuff (purchase of Seneca foods, ridiculous high school sports spending, art installations, affordable housing, etc)?
-  **Anonymous user's Opinion** Responded **B** Fair
Rochester is going downhill fast. Not as bad as other cities, but not what home was supposed to be. Leaving and returning gave me more insight to how the U.S. is changing fast, many don't like it but we have had no say. Thanks for providing a platform for input from everyone!