

## How would you rate the sense of community in Rochester?



### REGISTERED VS NON-REGISTERED

	A	B	C	D
Registered Voters (259)	5.8% (15)	41.3% (107)	44.0% (114)	8.9% (23)
Non-Registered Voters (98)	7.1% (7)	40.8% (40)	41.8% (41)	10.2% (10)

### ALL RESPONDENTS

	A	B	C	D
All respondents (357)	6.0% (22)	41.0% (147)	43.0% (155)	9.0% (33)
Registered Voters in Rochester, MN (259)	5.8% (15)	41.3% (107)	44.0% (114)	8.9% (23)
Live in Rochester, MN (342) - Self-reported	6.4% (22)	39.8% (136)	44.4% (152)	9.4% (32)
Subscribers to Rochester, MN (345)	6.4% (22)	40.3% (139)	44.1% (152)	9.3% (32)
Register respondents from anywhere (268)	6.0% (15)	42.0% (113)	43.0% (116)	9.0% (24)

## How would you rate the sense of community in Rochester?

**A** Excellent **B** Good **C** Fair **D** Poor

PRECINCT	268 REGISTERED VOTERS			
	<b>A</b>	<b>B</b>	<b>C</b>	<b>D</b>
CASCADE TWP P-1 (3)	33.3% (1)	66.7% (2)	-	-
CASCADE TWP P-2A (2)	-	-	100.0% (2)	-
EDEN PRAIRIE P-16 (1)	-	100.0% (1)	-	-
HAVERHILL TWP (1)	-	-	100.0% (1)	-
HIGH FOREST TWP (1)	-	-	-	100.0% (1)
MARION TWP P-1 (6)	-	33.3% (2)	66.7% (4)	-
ORONOCO TWP (5)	-	40.0% (2)	60.0% (3)	-
RED WING W-2 P-1 (1)	-	100.0% (1)	-	-
ROCHESTER TWP P-1 (2)	50.0% (1)	-	-	50.0% (1)
ROCHESTER W1 P01 (9)	-	66.7% (6)	22.2% (2)	11.1% (1)
ROCHESTER W1 P02 (2)	-	50.0% (1)	50.0% (1)	-
ROCHESTER W1 P05 (6)	-	16.7% (1)	83.3% (5)	-
ROCHESTER W1 P06 (2)	-	50.0% (1)	50.0% (1)	-
ROCHESTER W1 P07 (6)	-	66.7% (4)	33.3% (2)	-
ROCHESTER W1 P08 (2)	50.0% (1)	-	50.0% (1)	-
ROCHESTER W1 P10 (1)	-	-	100.0% (1)	-
ROCHESTER W1 P11 (1)	-	-	100.0% (1)	-
ROCHESTER W1 P12 (1)	-	-	100.0% (1)	-
ROCHESTER W2 P01 (7)	-	57.1% (4)	28.6% (2)	14.3% (1)
ROCHESTER W2 P02 (13)	7.7% (1)	46.2% (6)	30.8% (4)	15.4% (2)
ROCHESTER W2 P03 (7)	-	42.9% (3)	57.1% (4)	-
ROCHESTER W2 P04 (7)	14.3% (1)	28.6% (2)	42.9% (3)	14.3% (1)
ROCHESTER W2 P05 (1)	-	100.0% (1)	-	-
ROCHESTER W2 P06 (4)	-	75.0% (3)	25.0% (1)	-
ROCHESTER W2 P07 (6)	-	16.7% (1)	83.3% (5)	-
ROCHESTER W2 P08 (10)	-	40.0% (4)	50.0% (5)	10.0% (1)
ROCHESTER W3 P01 (4)	-	50.0% (2)	50.0% (2)	-
ROCHESTER W3 P02 (5)	20.0% (1)	40.0% (2)	40.0% (2)	-
ROCHESTER W3 P03 (1)	-	100.0% (1)	-	-
ROCHESTER W3 P04 (1)	-	-	-	100.0% (1)
ROCHESTER W3 P05 (6)	16.7% (1)	33.3% (2)	16.7% (1)	33.3% (2)
ROCHESTER W3 P06 (3)	-	33.3% (1)	66.7% (2)	-
ROCHESTER W3 P07 (6)	16.7% (1)	16.7% (1)	66.7% (4)	-
ROCHESTER W4 P01 (5)	-	40.0% (2)	40.0% (2)	20.0% (1)
ROCHESTER W4 P02 (1)	-	-	100.0% (1)	-
ROCHESTER W4 P03 (9)	-	55.6% (5)	22.2% (2)	22.2% (2)
ROCHESTER W4 P04 (5)	-	20.0% (1)	40.0% (2)	40.0% (2)
ROCHESTER W4 P05 (4)	-	-	100.0% (4)	-
ROCHESTER W4 P06 (1)	-	100.0% (1)	-	-
ROCHESTER W4 P07 (3)	-	66.7% (2)	33.3% (1)	-
ROCHESTER W4 P08 (3)	-	-	100.0% (3)	-
ROCHESTER W5 P01 (10)	-	40.0% (4)	50.0% (5)	10.0% (1)
ROCHESTER W5 P02 (4)	-	75.0% (3)	25.0% (1)	-
ROCHESTER W5 P03 (12)	8.3% (1)	58.3% (7)	33.3% (4)	-
ROCHESTER W5 P04 (17)	17.6% (3)	23.5% (4)	52.9% (9)	5.9% (1)
ROCHESTER W5 P05 (8)	12.5% (1)	37.5% (3)	25.0% (2)	25.0% (2)
ROCHESTER W5 P06 (2)	-	-	100.0% (2)	-
ROCHESTER W5 P07 (5)	-	20.0% (1)	80.0% (4)	-
ROCHESTER W5 P08 (3)	-	33.3% (1)	66.7% (2)	-
ROCHESTER W6 P01 (8)	-	50.0% (4)	25.0% (2)	25.0% (2)
ROCHESTER W6 P02 (6)	-	83.3% (5)	16.7% (1)	-

ROCHESTER W6 P03 (6)	16.7% (1)	66.7% (4)	-	16.7% (1)
ROCHESTER W6 P04 (7)	14.3% (1)	28.6% (2)	57.1% (4)	-
ROCHESTER W6 P06 (5)	-	60.0% (3)	40.0% (2)	-
ROCHESTER W6 P07 (4)	-	50.0% (2)	50.0% (2)	-
ROCHESTER W6 P08 (2)	-	100.0% (2)	-	-
STEWARTVILLE (2)	-	-	50.0% (1)	50.0% (1)
Unknown (1)	-	100.0% (1)	-	-
WEST ST PAUL W-1 P-2 (1)	-	100.0% (1)	-	-
WOODBURY P-04 (1)	-	100.0% (1)	-	-

## AGE RANGE

268 REGISTERED VOTERS

	A	B	C	D
18-29 (22)	-	54.5% (12)	31.8% (7)	13.6% (3)
30-39 (68)	8.8% (6)	30.9% (21)	48.5% (33)	11.8% (8)
40-49 (55)	5.5% (3)	36.4% (20)	49.1% (27)	9.1% (5)
50-59 (51)	5.9% (3)	54.9% (28)	31.4% (16)	7.8% (4)
60-69 (46)	6.5% (3)	37.0% (17)	50.0% (23)	6.5% (3)
70-79 (21)	-	57.1% (12)	38.1% (8)	4.8% (1)
80-89 (4)	-	50.0% (2)	50.0% (2)	-
unknown (1)	-	100.0% (1)	-	-





## VOTERS GENDER

268 REGISTERED VOTERS

	A	B	C	D
F (127)	4.7% (6)	38.6% (49)	45.7% (58)	11.0% (14)
M (140)	6.4% (9)	45.0% (63)	41.4% (58)	7.1% (10)
Unknown (1)	-	100.0% (1)	-	-

## How would you rate the sense of community in Rochester?

**A** Excellent   **B** Good   **C** Fair   **D** Poor

- 
-  **Anonymous user's Opinion** Responded **B** Fair  
Fostering a sense of community is not the function of city government. Citizens can do that with their own time, funds, and energy. Government should focus on what it was designed to do, maintain law and order.
  -  **Anonymous user's Opinion** Responded **B** Fair  
I feel like this city doesn't care about it's residents anymore and is just focusing on the influx of patients for DMC.
  -  **Anonymous user's Opinion** Responded **A** Poor  
The leaders are too interested in spending money to have huge hotels, fancy restaurants etc for the wealthy people and not interested in maintaining a community sense for the middle and lower income people
  -  **Anonymous user's Opinion** Responded **B** Fair  
Rochester has no identity beyond Mayo. The good stuff is there, but the groups tasked with highlighting that (CVB, Chamber, City Gov't, etc) are not doing a good job. There are people in the community who want to make this better and have tried, but so little is able to be accomplished that people get tired and disappear. (See new city flag project as one example)