

## How would you rate this community as a place to retire?



### REGISTERED VS NON-REGISTERED

	A	B	C	D
Registered Voters (214)	10.3% (22)	30.8% (66)	36.9% (79)	22.0% (47)
Non-Registered Voters (87)	12.6% (11)	29.9% (26)	36.8% (32)	20.7% (18)

### ALL RESPONDENTS

	A	B	C	D
All respondents (301)	11.0% (33)	31.0% (92)	37.0% (111)	22.0% (65)
Registered Voters in Rochester, MN (214)	10.3% (22)	30.8% (66)	36.9% (79)	22.0% (47)
Live in Rochester, MN (291) - Self-reported	10.7% (31)	30.6% (89)	36.8% (107)	22.0% (64)
Subscribers to Rochester, MN (294)	11.2% (33)	30.6% (90)	36.4% (107)	21.8% (64)
Register respondents from anywhere (220)	11.0% (24)	30.0% (67)	37.0% (81)	22.0% (48)

## How would you rate this community as a place to retire?

**A** Excellent **B** Good **C** Fair **D** Poor

PRECINCT	220 REGISTERED VOTERS			
	A	B	C	D
CASCADE TWP P-1 (4)	50.0% (2)	50.0% (2)	-	-
CASCADE TWP P-2A (2)	-	50.0% (1)	50.0% (1)	-
MARION TWP P-1 (4)	50.0% (2)	-	25.0% (1)	25.0% (1)
ORONOCO TWP (5)	20.0% (1)	20.0% (1)	40.0% (2)	20.0% (1)
RED WING W-2 P-1 (1)	-	-	-	100.0% (1)
ROCHESTER W1 P01 (5)	-	60.0% (3)	40.0% (2)	-
ROCHESTER W1 P02 (1)	-	100.0% (1)	-	-
ROCHESTER W1 P05 (6)	16.7% (1)	33.3% (2)	16.7% (1)	33.3% (2)
ROCHESTER W1 P06 (1)	-	-	100.0% (1)	-
ROCHESTER W1 P07 (7)	-	42.9% (3)	14.3% (1)	42.9% (3)
ROCHESTER W1 P08 (3)	-	-	66.7% (2)	33.3% (1)
ROCHESTER W1 P09 (4)	-	50.0% (2)	25.0% (1)	25.0% (1)
ROCHESTER W1 P11 (1)	-	-	-	100.0% (1)
ROCHESTER W1 P12 (1)	-	-	100.0% (1)	-
ROCHESTER W2 P01 (4)	25.0% (1)	-	75.0% (3)	-
ROCHESTER W2 P02 (4)	-	75.0% (3)	-	25.0% (1)
ROCHESTER W2 P03 (5)	-	40.0% (2)	40.0% (2)	20.0% (1)
ROCHESTER W2 P04 (5)	-	20.0% (1)	20.0% (1)	60.0% (3)
ROCHESTER W2 P05 (5)	-	60.0% (3)	20.0% (1)	20.0% (1)
ROCHESTER W2 P06 (3)	33.3% (1)	-	33.3% (1)	33.3% (1)
ROCHESTER W2 P07 (2)	-	-	50.0% (1)	50.0% (1)
ROCHESTER W2 P08 (4)	-	25.0% (1)	50.0% (2)	25.0% (1)
ROCHESTER W3 P01 (6)	-	-	83.3% (5)	16.7% (1)
ROCHESTER W3 P02 (2)	-	50.0% (1)	50.0% (1)	-
ROCHESTER W3 P03 (2)	-	100.0% (2)	-	-
ROCHESTER W3 P04 (1)	100.0% (1)	-	-	-
ROCHESTER W3 P05 (6)	-	83.3% (5)	16.7% (1)	-
ROCHESTER W3 P06 (5)	-	60.0% (3)	20.0% (1)	20.0% (1)
ROCHESTER W3 P07 (9)	11.1% (1)	11.1% (1)	66.7% (6)	11.1% (1)
ROCHESTER W4 P01 (7)	28.6% (2)	14.3% (1)	42.9% (3)	14.3% (1)
ROCHESTER W4 P02 (2)	-	-	100.0% (2)	-
ROCHESTER W4 P03 (4)	-	25.0% (1)	25.0% (1)	50.0% (2)
ROCHESTER W4 P04 (6)	16.7% (1)	16.7% (1)	66.7% (4)	-
ROCHESTER W4 P05 (4)	-	-	75.0% (3)	25.0% (1)
ROCHESTER W4 P06 (1)	-	100.0% (1)	-	-
ROCHESTER W4 P07 (8)	-	37.5% (3)	37.5% (3)	25.0% (2)
ROCHESTER W4 P08 (1)	-	-	100.0% (1)	-
ROCHESTER W4 P09 (1)	-	-	100.0% (1)	-
ROCHESTER W5 P01 (5)	-	20.0% (1)	40.0% (2)	40.0% (2)
ROCHESTER W5 P02 (4)	-	25.0% (1)	50.0% (2)	25.0% (1)
ROCHESTER W5 P03 (11)	36.4% (4)	27.3% (3)	-	36.4% (4)
ROCHESTER W5 P04 (8)	-	37.5% (3)	25.0% (2)	37.5% (3)
ROCHESTER W5 P05 (3)	-	66.7% (2)	33.3% (1)	-
ROCHESTER W5 P06 (3)	33.3% (1)	33.3% (1)	33.3% (1)	-
ROCHESTER W5 P07 (6)	16.7% (1)	16.7% (1)	50.0% (3)	16.7% (1)
ROCHESTER W5 P08 (2)	-	-	50.0% (1)	50.0% (1)
ROCHESTER W6 P01 (7)	-	28.6% (2)	42.9% (3)	28.6% (2)
ROCHESTER W6 P02 (4)	50.0% (2)	50.0% (2)	-	-
ROCHESTER W6 P03 (4)	-	50.0% (2)	25.0% (1)	25.0% (1)
ROCHESTER W6 P04 (6)	16.7% (1)	33.3% (2)	33.3% (2)	16.7% (1)
ROCHESTER W6 P06 (4)	-	50.0% (2)	25.0% (1)	25.0% (1)

ROCHESTER W6 P07 (7)	-	14.3% (1)	57.1% (4)	28.6% (2)
ROCHESTER W6 P08 (1)	-	-	100.0% (1)	-
SPRINGFIELD TOWN WARD 3 (1)	100.0% (1)	-	-	-
ST CHARLES (1)	-	-	100.0% (1)	-
WOODBURY P-04 (1)	100.0% (1)	-	-	-

**AGE RANGE**

220 REGISTERED VOTERS

	A	B	C	D
18-29 (12)	16.7% (2)	25.0% (3)	41.7% (5)	16.7% (2)
30-39 (42)	4.8% (2)	33.3% (14)	31.0% (13)	31.0% (13)
40-49 (49)	6.1% (3)	36.7% (18)	38.8% (19)	18.4% (9)
50-59 (52)	17.3% (9)	21.2% (11)	38.5% (20)	23.1% (12)
60-69 (44)	4.5% (2)	31.8% (14)	40.9% (18)	22.7% (10)
70-79 (16)	25.0% (4)	37.5% (6)	31.3% (5)	6.3% (1)
80-89 (4)	25.0% (1)	25.0% (1)	25.0% (1)	25.0% (1)
unknown (1)	100.0% (1)	-	-	-








**VOTERS GENDER**

220 REGISTERED VOTERS

	A	B	C	D
F (106)	13.2% (14)	30.2% (32)	33.0% (35)	23.6% (25)
M (114)	8.8% (10)	30.7% (35)	40.4% (46)	20.2% (23)

## How would you rate this community as a place to retire?

A Excellent
 B Good
 C Fair
 D Poor

- 
- |   |   |                                      |
|---|---|--------------------------------------|
|   | <p><b>Rick Morris's Opinion</b></p> <p>It would be an even better place to retire if it was easier to get around without a car.</p>   | <p>Responded <span>B</span> Fair</p> |
|   | <p><b>Anonymous user's Opinion</b></p> <p>Housings is way too expensive</p>   | <p>Responded <span>A</span> Poor</p> |
|   | <p><b>Anonymous user's Opinion</b></p> <p>The constant increase of taxes, specially property taxes is intimidating to retirees. Having a kinder approach to this population would help. The city is becoming expensive for them to move on or keep leaving here. Think that they have a fixed income!</p>   | <p>Responded <span>A</span> Poor</p> |
|   | <p><b>Anonymous user's Opinion</b></p> <p>Medically a great place to retire, but the taxes and cost of living is getting too expensive.</p>   | <p>Responded <span>B</span> Fair</p> |
|   | <p><b>Anonymous user's Opinion</b></p> <p>I want to retire in a warmer climate year-round .</p>   | <p>Responded <span>B</span> Fair</p> |
|   | <p><b>Anonymous user's Opinion</b></p> <p>Too costly tax wise for us. I am retired. Once my spouse retires, we will likely leave. City keeps taxing us harder when income becomes fixed and declining. It's a sad thing when residents can be taxed out of their homes but that happens.</p>  | <p>Responded <span>A</span> Poor</p> |
|  | <p><b>Anonymous user's Opinion</b></p> <p>Taxes. State of Mn taxes SS income (one of only 17 states). One of the highest state income rates in nation. City of Rochester's solution to every problem is raise taxes (with very little oversight or consideration of eliminating ineffective programs). Seniors should consider other cities outside this state if living one a marginal fixed income. Health care is great if you have private insurance.</p> | <p>Responded <span>A</span> Poor</p> |