


How would you rate the availability of recreational programs in the community?



REGISTERED VS NON-REGISTERED

	A	B	C	D
Registered Voters (145)	13.8% (20)	49.0% (71)	28.3% (41)	9.0% (13)
Non-Registered Voters (46)	13.0% (6)	47.8% (22)	34.8% (16)	4.3% (2)

ALL RESPONDENTS

	A	B	C	D
All respondents (191)	14.0% (26)	49.0% (93)	30.0% (57)	8.0% (15)
Registered Voters in Rochester, MN (145)	13.8% (20)	49.0% (71)	28.3% (41)	9.0% (13)
Live in Rochester, MN (188) - Self-reported	13.3% (25)	48.4% (91)	30.3% (57)	8.0% (15)
Subscribers to Rochester, MN (190)	13.7% (26)	48.4% (92)	30.0% (57)	7.9% (15)
Register respondents from anywhere (148)	14.0% (21)	49.0% (73)	28.0% (41)	9.0% (13)

How would you rate the availability of recreational programs in the community?

A Excellent **B** Good **C** Fair **D** Poor

PRECINCT	148 REGISTERED VOTERS			
	A	B	C	D
CASCADE TWP P-1 (2)	50.0% (1)	50.0% (1)	-	-
CASCADE TWP P-2A (2)	-	50.0% (1)	50.0% (1)	-
MARION TWP P-1 (3)	-	33.3% (1)	33.3% (1)	33.3% (1)
ORONOCO TWP (3)	33.3% (1)	33.3% (1)	33.3% (1)	-
ROCHESTER W1 P01 (5)	20.0% (1)	60.0% (3)	20.0% (1)	-
ROCHESTER W1 P02 (1)	-	100.0% (1)	-	-
ROCHESTER W1 P05 (6)	33.3% (2)	33.3% (2)	33.3% (2)	-
ROCHESTER W1 P07 (3)	-	66.7% (2)	33.3% (1)	-
ROCHESTER W1 P08 (3)	-	33.3% (1)	66.7% (2)	-
ROCHESTER W1 P09 (1)	-	-	100.0% (1)	-
ROCHESTER W2 P01 (3)	-	100.0% (3)	-	-
ROCHESTER W2 P02 (4)	-	75.0% (3)	-	25.0% (1)
ROCHESTER W2 P03 (1)	-	100.0% (1)	-	-
ROCHESTER W2 P04 (3)	-	66.7% (2)	-	33.3% (1)
ROCHESTER W2 P05 (1)	-	100.0% (1)	-	-
ROCHESTER W2 P06 (3)	-	66.7% (2)	33.3% (1)	-
ROCHESTER W2 P07 (2)	-	100.0% (2)	-	-
ROCHESTER W2 P08 (2)	-	50.0% (1)	50.0% (1)	-
ROCHESTER W3 P01 (3)	-	66.7% (2)	33.3% (1)	-
ROCHESTER W3 P02 (1)	100.0% (1)	-	-	-
ROCHESTER W3 P03 (1)	-	-	100.0% (1)	-
ROCHESTER W3 P04 (1)	100.0% (1)	-	-	-
ROCHESTER W3 P05 (6)	33.3% (2)	33.3% (2)	33.3% (2)	-
ROCHESTER W3 P06 (4)	-	100.0% (4)	-	-
ROCHESTER W3 P07 (2)	-	50.0% (1)	50.0% (1)	-
ROCHESTER W4 P01 (6)	16.7% (1)	33.3% (2)	50.0% (3)	-
ROCHESTER W4 P02 (1)	-	100.0% (1)	-	-
ROCHESTER W4 P03 (4)	25.0% (1)	75.0% (3)	-	-
ROCHESTER W4 P04 (2)	-	50.0% (1)	-	50.0% (1)
ROCHESTER W4 P05 (4)	-	50.0% (2)	50.0% (2)	-
ROCHESTER W4 P06 (1)	-	100.0% (1)	-	-
ROCHESTER W4 P07 (3)	-	66.7% (2)	-	33.3% (1)
ROCHESTER W4 P08 (1)	-	-	100.0% (1)	-
ROCHESTER W4 P09 (1)	100.0% (1)	-	-	-
ROCHESTER W5 P01 (4)	-	25.0% (1)	50.0% (2)	25.0% (1)
ROCHESTER W5 P02 (4)	-	50.0% (2)	50.0% (2)	-
ROCHESTER W5 P03 (8)	25.0% (2)	62.5% (5)	-	12.5% (1)
ROCHESTER W5 P04 (5)	40.0% (2)	40.0% (2)	-	20.0% (1)
ROCHESTER W5 P05 (2)	-	100.0% (2)	-	-
ROCHESTER W5 P06 (3)	-	100.0% (3)	-	-
ROCHESTER W5 P07 (5)	60.0% (3)	20.0% (1)	-	20.0% (1)
ROCHESTER W5 P08 (1)	-	100.0% (1)	-	-
ROCHESTER W6 P01 (4)	-	-	75.0% (3)	25.0% (1)
ROCHESTER W6 P02 (5)	20.0% (1)	20.0% (1)	60.0% (3)	-
ROCHESTER W6 P03 (5)	-	20.0% (1)	60.0% (3)	20.0% (1)
ROCHESTER W6 P04 (5)	-	40.0% (2)	20.0% (1)	40.0% (2)
ROCHESTER W6 P06 (3)	-	66.7% (2)	33.3% (1)	-
ROCHESTER W6 P07 (2)	-	-	100.0% (2)	-
ROCHESTER W6 P08 (1)	-	-	100.0% (1)	-
ST CHARLES (1)	-	100.0% (1)	-	-
WOODBURY P-04 (1)	100.0% (1)	-	-	-

AGE RANGE

148 REGISTERED VOTERS

	A	B	C	D
18-29 (10)	-	60.0% (6)	30.0% (3)	10.0% (1)
30-39 (26)	-	53.8% (14)	34.6% (9)	11.5% (3)
40-49 (35)	22.9% (8)	48.6% (17)	22.9% (8)	5.7% (2)
50-59 (30)	20.0% (6)	56.7% (17)	16.7% (5)	6.7% (2)
60-69 (34)	8.8% (3)	38.2% (13)	38.2% (13)	14.7% (5)
70-79 (10)	40.0% (4)	40.0% (4)	20.0% (2)	-
80-89 (3)	-	66.7% (2)	33.3% (1)	-




VOTERS GENDER

148 REGISTERED VOTERS

	A	B	C	D
F (63)	11.1% (7)	42.9% (27)	33.3% (21)	12.7% (8)
M (85)	16.5% (14)	54.1% (46)	23.5% (20)	5.9% (5)

How would you rate the availability of recreational programs in the community?

- A** Excellent
- B** Good
- C** Fair
- D** Poor

-
-  **Anonymous user's Opinion** Responded **B** Fair
Not the worst by any means, but family fun is not a focal point. Recreational activities, especially parks, are good though.
 -  **Anonymous user's Opinion** Responded **C** Good
Some may be cost prohibitive for some people.
 -  **Anonymous user's Opinion** Responded **C** Good
Please continue to increase bike rec! Pump track please. More mountain biking. Second skate park....