

## How would you rate the community as a place to work?



### REGISTERED VS NON-REGISTERED

	A	B	C	D
Registered Voters (230)	31.7% (73)	40.9% (94)	22.2% (51)	5.2% (12)
Non-Registered Voters (94)	28.7% (27)	50.0% (47)	18.1% (17)	3.2% (3)

### ALL RESPONDENTS

	A	B	C	D
All respondents (324)	31.0% (100)	44.0% (141)	21.0% (68)	5.0% (15)
Registered Voters in Rochester, MN (230)	31.7% (73)	40.9% (94)	22.2% (51)	5.2% (12)
Live in Rochester, MN (312) - Self-reported	29.8% (93)	43.9% (137)	21.5% (67)	4.8% (15)
Subscribers to Rochester, MN (317)	30.3% (96)	43.5% (138)	21.5% (68)	4.7% (15)
Register respondents from anywhere (238)	33.0% (78)	40.0% (96)	22.0% (52)	5.0% (12)

## How would you rate the community as a place to work?

**A** Excellent **B** Good **C** Fair **D** Poor

PRECINCT	A	B	C	D
BYRON (1)	-	100.0% (1)	-	-
CASCADE TWP P-1 (4)	50.0% (2)	50.0% (2)	-	-
CASCADE TWP P-2A (2)	-	50.0% (1)	50.0% (1)	-
EYOTA (1)	-	-	100.0% (1)	-
MARION TWP P-1 (4)	75.0% (3)	-	25.0% (1)	-
ORONOCO TWP (5)	80.0% (4)	20.0% (1)	-	-
RED WING W-2 P-1 (1)	100.0% (1)	-	-	-
ROCHESTER W1 P01 (6)	33.3% (2)	50.0% (3)	16.7% (1)	-
ROCHESTER W1 P02 (2)	50.0% (1)	-	50.0% (1)	-
ROCHESTER W1 P05 (6)	16.7% (1)	50.0% (3)	16.7% (1)	16.7% (1)
ROCHESTER W1 P06 (1)	100.0% (1)	-	-	-
ROCHESTER W1 P07 (8)	-	100.0% (8)	-	-
ROCHESTER W1 P08 (4)	50.0% (2)	25.0% (1)	25.0% (1)	-
ROCHESTER W1 P09 (4)	75.0% (3)	-	25.0% (1)	-
ROCHESTER W1 P11 (1)	-	100.0% (1)	-	-
ROCHESTER W1 P12 (1)	-	-	100.0% (1)	-
ROCHESTER W2 P01 (5)	60.0% (3)	40.0% (2)	-	-
ROCHESTER W2 P02 (5)	40.0% (2)	40.0% (2)	20.0% (1)	-
ROCHESTER W2 P03 (6)	-	33.3% (2)	66.7% (4)	-
ROCHESTER W2 P04 (5)	-	60.0% (3)	40.0% (2)	-
ROCHESTER W2 P05 (5)	40.0% (2)	40.0% (2)	20.0% (1)	-
ROCHESTER W2 P06 (3)	33.3% (1)	33.3% (1)	33.3% (1)	-
ROCHESTER W2 P07 (4)	-	50.0% (2)	25.0% (1)	25.0% (1)
ROCHESTER W2 P08 (4)	25.0% (1)	25.0% (1)	25.0% (1)	25.0% (1)
ROCHESTER W3 P01 (6)	33.3% (2)	66.7% (4)	-	-
ROCHESTER W3 P02 (2)	100.0% (2)	-	-	-
ROCHESTER W3 P03 (2)	-	50.0% (1)	-	50.0% (1)
ROCHESTER W3 P04 (1)	100.0% (1)	-	-	-
ROCHESTER W3 P05 (6)	33.3% (2)	33.3% (2)	33.3% (2)	-
ROCHESTER W3 P06 (5)	40.0% (2)	40.0% (2)	20.0% (1)	-
ROCHESTER W3 P07 (9)	44.4% (4)	33.3% (3)	22.2% (2)	-
ROCHESTER W4 P01 (9)	66.7% (6)	22.2% (2)	11.1% (1)	-
ROCHESTER W4 P02 (2)	-	-	100.0% (2)	-
ROCHESTER W4 P03 (5)	20.0% (1)	60.0% (3)	20.0% (1)	-
ROCHESTER W4 P04 (7)	14.3% (1)	57.1% (4)	28.6% (2)	-
ROCHESTER W4 P05 (4)	-	75.0% (3)	25.0% (1)	-
ROCHESTER W4 P06 (1)	-	100.0% (1)	-	-
ROCHESTER W4 P07 (7)	42.9% (3)	42.9% (3)	14.3% (1)	-
ROCHESTER W4 P08 (1)	100.0% (1)	-	-	-
ROCHESTER W4 P09 (1)	-	-	100.0% (1)	-
ROCHESTER W5 P01 (5)	-	20.0% (1)	60.0% (3)	20.0% (1)
ROCHESTER W5 P02 (5)	40.0% (2)	40.0% (2)	20.0% (1)	-
ROCHESTER W5 P03 (11)	36.4% (4)	9.1% (1)	27.3% (3)	27.3% (3)
ROCHESTER W5 P04 (8)	25.0% (2)	37.5% (3)	25.0% (2)	12.5% (1)
ROCHESTER W5 P05 (4)	-	100.0% (4)	-	-
ROCHESTER W5 P06 (3)	66.7% (2)	33.3% (1)	-	-
ROCHESTER W5 P07 (6)	33.3% (2)	50.0% (3)	-	16.7% (1)
ROCHESTER W5 P08 (2)	-	100.0% (2)	-	-
ROCHESTER W6 P01 (8)	50.0% (4)	25.0% (2)	25.0% (2)	-
ROCHESTER W6 P02 (4)	25.0% (1)	75.0% (3)	-	-
ROCHESTER W6 P03 (5)	40.0% (2)	40.0% (2)	20.0% (1)	-

238 REGISTERED VOTERS

ROCHESTER W6 P04 (6)	33.3% (2)	50.0% (3)	16.7% (1)	-
ROCHESTER W6 P06 (4)	-	75.0% (3)	-	25.0% (1)
ROCHESTER W6 P07 (7)	14.3% (1)	14.3% (1)	57.1% (4)	14.3% (1)
ROCHESTER W6 P08 (1)	-	-	100.0% (1)	-
SPRINGFIELD TOWN WARD 3 (1)	100.0% (1)	-	-	-
ST CHARLES (1)	-	100.0% (1)	-	-
WOODBURY P-04 (1)	100.0% (1)	-	-	-

## AGE RANGE

238 REGISTERED VOTERS

	A	B	C	D
18-29 (13)	38.5% (5)	23.1% (3)	30.8% (4)	7.7% (1)
30-39 (52)	32.7% (17)	38.5% (20)	26.9% (14)	1.9% (1)
40-49 (52)	26.9% (14)	50.0% (26)	13.5% (7)	9.6% (5)
50-59 (55)	38.2% (21)	34.5% (19)	21.8% (12)	5.5% (3)
60-69 (45)	24.4% (11)	42.2% (19)	31.1% (14)	2.2% (1)
70-79 (16)	50.0% (8)	43.8% (7)	6.3% (1)	-
80-89 (4)	25.0% (1)	50.0% (2)	-	25.0% (1)
unknown (1)	100.0% (1)	-	-	-













## VOTERS GENDER

238 REGISTERED VOTERS

	A	B	C	D
F (114)	34.2% (39)	34.2% (39)	25.4% (29)	6.1% (7)
M (124)	31.5% (39)	46.0% (57)	18.5% (23)	4.0% (5)

## How would you rate the community as a place to work?

**A** Excellent **B** Good **C** Fair **D** Poor

- 
-  **Anonymous user's Opinion** Responded **B** Fair  
 Mayo obviously is a huge employer in the city however, have we looked at other options for companies to build their offices or bases here? How cool would it be to have a Target corporate base or an Amazon base here, etc? Let's start thinking other companies besides Mayo and diversifying the workplace, thus creating more jobs and growth!
-  **Anonymous user's Opinion** Responded **B** Fair  
 Limited number of employers means limited career paths.
-  **Anonymous user's Opinion** Responded **B** Fair  
 The cost of living is becoming too high, property taxes increasing, lack of affordable housing. Public transit is good, lots of bike paths but can still be difficult to bike to work. Public ramp parking is too expensive now. Lack of employee parking for downtown employees.
-  **Anonymous user's Opinion** Responded **B** Fair  
 If you're not hired by Mayo, the pay is nowhere near what it takes to live in Rochester
-  **Anonymous user's Opinion** Responded **B** Fair  
 So hard to find a job if you are a trailing spouse. There are many very qualified, highly-skilled people in town who can't find work.
-  **Anonymous user's Opinion** Responded **B** Fair  
 It would be much better if cost of living here was more affordable. You are fine if you have substantial income but not so well here in lower paying jobs.
-  **Anonymous user's Opinion** Responded **B** Fair  
 If you are not working at Mayo, there is no reasons to stay. The city doesn't offer much. It is very tough to find a stable job if you are not in the medical field. Have the city work with tech companies, and other organization to bring different business to the city. You don't need to feel you are either a patient or work at Mayo. All new projects are either residential or building hotels. People needs more than that to stay. You are many patients coming to Rochester and Apache mall is not offering much. Create outlets, furniture stores, outdoor restaurants other then American. You have patients coming from all over the world including Middle East and you don't even have a single middle eastern restaurant
-  **Tracy Schramm's Opinion** Responded **A** Poor  
 Para-transit could still use improvements. Standing order rides are working pretty well, but they still struggle with "one off" schedule changes. Business wheelchair accessibility is still an issue too. Public restrooms at the DoubleTree and Marriott Downtown are very small for power wheelchair users. An accessible shuttle to/from MSP airport would be helpful also, preferably one with a ramp vs. a lift.
-  **Anonymous user's Opinion** Responded **C** Good  
 Cost of living is understandable, but the Mayo Clinic should not be a large reason for higher costs of living and taxes. Correspondingly, Mayo receives many grants and charges enough to cover many of their expenses and our state has a budget surplus. The state is great with taxes, but the city is . . . in an interesting situation.
-  **Anonymous user's Opinion** Responded **B** Fair  
 Only if you are in the medical business, nothing else is interesting
-  **Anonymous user's Opinion** Responded **B** Fair  
 Plenty of jobs but the city cot of living is high.the city idea of affordable housing is not right unless you are a mayo employee
-  **Anonymous user's Opinion** Responded **D** Excellent  
 Would like to see more protected bike lanes that connect the whole town... Transportation to work