

How would you rate the community as a place to raise children?



REGISTERED VS NON-REGISTERED

	A	B	C	D
Registered Voters (237)	38.4% (91)	42.6% (101)	15.6% (37)	3.4% (8)
Non-Registered Voters (96)	32.3% (31)	46.9% (45)	17.7% (17)	3.1% (3)

ALL RESPONDENTS

	A	B	C	D
All respondents (333)	37.0% (122)	44.0% (146)	16.0% (54)	3.0% (11)
Registered Voters in Rochester, MN (237)	38.4% (91)	42.6% (101)	15.6% (37)	3.4% (8)
Live in Rochester, MN (322) - Self-reported	36.3% (117)	43.5% (140)	16.8% (54)	3.4% (11)
Subscribers to Rochester, MN (326)	36.8% (120)	43.3% (141)	16.6% (54)	3.4% (11)
Register respondents from anywhere (244)	39.0% (96)	42.0% (103)	15.0% (37)	3.0% (8)

How would you rate the community as a place to raise children?

A Excellent **B** Good **C** Fair **D** Poor

PRECINCT	A	B	C	D
CASCADE TWP P-1 (4)	100.0% (4)	-	-	-
CASCADE TWP P-2A (2)	50.0% (1)	50.0% (1)	-	-
EYOTA (1)	-	100.0% (1)	-	-
MARION TWP P-1 (5)	20.0% (1)	80.0% (4)	-	-
ORONOCO TWP (4)	100.0% (4)	-	-	-
RED WING W-2 P-1 (1)	100.0% (1)	-	-	-
ROCHESTER W1 P01 (5)	60.0% (3)	40.0% (2)	-	-
ROCHESTER W1 P02 (2)	-	50.0% (1)	50.0% (1)	-
ROCHESTER W1 P04 (1)	-	-	100.0% (1)	-
ROCHESTER W1 P05 (6)	33.3% (2)	33.3% (2)	33.3% (2)	-
ROCHESTER W1 P06 (2)	-	100.0% (2)	-	-
ROCHESTER W1 P07 (7)	28.6% (2)	42.9% (3)	28.6% (2)	-
ROCHESTER W1 P08 (4)	25.0% (1)	75.0% (3)	-	-
ROCHESTER W1 P09 (4)	75.0% (3)	25.0% (1)	-	-
ROCHESTER W1 P11 (1)	-	100.0% (1)	-	-
ROCHESTER W1 P12 (1)	-	-	100.0% (1)	-
ROCHESTER W2 P01 (5)	40.0% (2)	60.0% (3)	-	-
ROCHESTER W2 P02 (7)	57.1% (4)	28.6% (2)	-	14.3% (1)
ROCHESTER W2 P03 (6)	50.0% (3)	33.3% (2)	-	16.7% (1)
ROCHESTER W2 P04 (5)	40.0% (2)	20.0% (1)	40.0% (2)	-
ROCHESTER W2 P05 (5)	40.0% (2)	40.0% (2)	20.0% (1)	-
ROCHESTER W2 P06 (3)	33.3% (1)	66.7% (2)	-	-
ROCHESTER W2 P07 (3)	66.7% (2)	-	-	33.3% (1)
ROCHESTER W2 P08 (4)	25.0% (1)	25.0% (1)	25.0% (1)	25.0% (1)
ROCHESTER W3 P01 (6)	50.0% (3)	50.0% (3)	-	-
ROCHESTER W3 P02 (2)	50.0% (1)	50.0% (1)	-	-
ROCHESTER W3 P03 (2)	50.0% (1)	50.0% (1)	-	-
ROCHESTER W3 P04 (1)	100.0% (1)	-	-	-
ROCHESTER W3 P05 (7)	14.3% (1)	57.1% (4)	28.6% (2)	-
ROCHESTER W3 P06 (6)	33.3% (2)	33.3% (2)	16.7% (1)	16.7% (1)
ROCHESTER W3 P07 (9)	44.4% (4)	33.3% (3)	22.2% (2)	-
ROCHESTER W4 P01 (8)	25.0% (2)	62.5% (5)	12.5% (1)	-
ROCHESTER W4 P02 (2)	-	100.0% (2)	-	-
ROCHESTER W4 P03 (5)	40.0% (2)	40.0% (2)	20.0% (1)	-
ROCHESTER W4 P04 (8)	37.5% (3)	50.0% (4)	12.5% (1)	-
ROCHESTER W4 P05 (4)	-	75.0% (3)	25.0% (1)	-
ROCHESTER W4 P06 (1)	-	100.0% (1)	-	-
ROCHESTER W4 P07 (8)	25.0% (2)	50.0% (4)	12.5% (1)	12.5% (1)
ROCHESTER W4 P08 (1)	100.0% (1)	-	-	-
ROCHESTER W4 P09 (1)	100.0% (1)	-	-	-
ROCHESTER W5 P01 (5)	-	60.0% (3)	40.0% (2)	-
ROCHESTER W5 P02 (4)	-	50.0% (2)	50.0% (2)	-
ROCHESTER W5 P03 (11)	63.6% (7)	27.3% (3)	9.1% (1)	-
ROCHESTER W5 P04 (8)	37.5% (3)	50.0% (4)	12.5% (1)	-
ROCHESTER W5 P05 (5)	60.0% (3)	40.0% (2)	-	-
ROCHESTER W5 P06 (3)	66.7% (2)	33.3% (1)	-	-
ROCHESTER W5 P07 (8)	37.5% (3)	12.5% (1)	50.0% (4)	-
ROCHESTER W5 P08 (2)	50.0% (1)	-	50.0% (1)	-
ROCHESTER W6 P01 (8)	37.5% (3)	50.0% (4)	12.5% (1)	-
ROCHESTER W6 P02 (4)	75.0% (3)	25.0% (1)	-	-
ROCHESTER W6 P03 (6)	33.3% (2)	50.0% (3)	-	16.7% (1)

ROCHESTER W6 P04 (6)	33.3% (2)	50.0% (3)	16.7% (1)	-
ROCHESTER W6 P06 (4)	50.0% (2)	25.0% (1)	-	25.0% (1)
ROCHESTER W6 P07 (7)	-	57.1% (4)	42.9% (3)	-
ROCHESTER W6 P08 (1)	-	100.0% (1)	-	-
SPRINGFIELD TOWN WARD 3 (1)	100.0% (1)	-	-	-
ST CHARLES (1)	-	100.0% (1)	-	-
WOODBURY P-04 (1)	100.0% (1)	-	-	-

AGE RANGE

244 REGISTERED VOTERS

	A	B	C	D
18-29 (11)	27.3% (3)	45.5% (5)	27.3% (3)	-
30-39 (56)	35.7% (20)	50.0% (28)	14.3% (8)	-
40-49 (55)	47.3% (26)	41.8% (23)	10.9% (6)	-
50-59 (54)	40.7% (22)	33.3% (18)	14.8% (8)	11.1% (6)
60-69 (48)	29.2% (14)	52.1% (25)	14.6% (7)	4.2% (2)
70-79 (15)	60.0% (9)	13.3% (2)	26.7% (4)	-
80-89 (4)	25.0% (1)	50.0% (2)	25.0% (1)	-
unknown (1)	100.0% (1)	-	-	-











VOTERS GENDER

244 REGISTERED VOTERS

	A	B	C	D
F (115)	37.4% (43)	42.6% (49)	16.5% (19)	3.5% (4)
M (129)	41.1% (53)	41.9% (54)	14.0% (18)	3.1% (4)

How would you rate the community as a place to raise children?

A Excellent **B** Good **C** Fair **D** Poor

-
-  **Anonymous user's Opinion** Responded **C** Good
 Pools need updating. Lots of great parks. Good summer/winter programs. Quarry Hill revamp is awesome. There could definitely be more things for families to do though, waterpark, go-carts, mini-golf, etc.
-  **Anonymous user's Opinion** Responded **B** Fair
 In comparison to other communities of similar size, there doesn't really seem to be the same options for entertainment. No splash pads, the children's museum here is a joke. You can drive an hour and pay the same price for abundantly more entertainment at the museum in St. Paul. The parks here are ok, but the indoor play space is seriously lacking. Again, if you drive an hour there plenty of better options for indoor playgrounds. (Eagan, Bloomington, Edina) Schools here are over crowded. Although the choice schools are an excellent option they could really be expanded.
-  **Anonymous user's Opinion** Responded **C** Good
 While the city is growing at a crazy rate, the schools are over capacity, cramping 30 to 32 kids in a classroom. City growing should go hand to hand with schools.
-  **Anonymous user's Opinion** Responded **D** Excellent
 City does an acceptable job of providing play spaces in winter for kids. Rec Center, Pip squeaks, Quarry Hill are excellent winter escapes. I hope for more water options indoors and splash pads/better maintained park playgrounds in warm months.
-  **Anonymous user's Opinion** Responded **B** Fair
 The schools are reaching capacity, large class sizes, overall great education for our children but more needs to be done. Recreation needs to be updated. Pools and splash pads, larger children's museum, aquatic center, etc. we love quarry hill, the ymca, the rec center and the outdoor skating rinks in the winter.
-  **Anonymous user's Opinion** Responded **C** Good
 Child care is ridiculously expensive. Makes it hard to work and have kids.
-  **Anonymous user's Opinion** Responded **C** Good
 Wish there were more activities for kids. Starting to have some concerns about the school system and the lack of support the community seems to have for the schools.
-  **Anonymous user's Opinion** Responded **B** Fair
 Create more options for gifted students, work with universities to provide better camps, expand university of Minnesota. Have the kids you grow find other opportunities for collage. Not all kids are interested in the medical field. Have a city full of diverse employment options to retain these students when they graduate.
-  **Anonymous user's Opinion** Responded **D** Excellent
 Safe, lots of activities other than sports, great health care, and plenty of stories of surviving the winter of '19 to tell their grandkids about later.
-  **Anonymous user's Opinion** Responded **B** Fair
 It has been declining with increasing crime and drug use problems. Racial tensions and monetary classes are dividing us in unfortunate ways. Things to help bridge the classes are worth pursuing. There is a lot of healthy entertainment for those with means. Much less for those financially less well off. Would also like to see something done to help people in real need. We see so many sitting on corners asking for money with no way to discern who has real need and who is scamming people. Both are happening and people on corners present some real hazards in our city. We need a better way to help people who really need it. I no longer feel safe letting young nor older children venture alone in our city.