


How would you rate the overall performance of the community's police department?



REGISTERED VS NON-REGISTERED

	A	B	C	D
Registered Voters (126)	40.5% (51)	42.9% (54)	12.7% (16)	4.0% (5)
Non-Registered Voters (40)	30.0% (12)	42.5% (17)	27.5% (11)	-

ALL RESPONDENTS

	A	B	C	D
All respondents (166)	38.0% (63)	43.0% (71)	16.0% (27)	3.0% (5)
Registered Voters in Rochester, MN (126)	40.5% (51)	42.9% (54)	12.7% (16)	4.0% (5)
Live in Rochester, MN (163) - Self-reported	38.0% (62)	42.3% (69)	16.6% (27)	3.1% (5)
Subscribers to Rochester, MN (165)	38.2% (63)	42.4% (70)	16.4% (27)	3.0% (5)
Register respondents from anywhere (129)	40.0% (52)	43.0% (56)	12.0% (16)	4.0% (5)

How would you rate the overall performance of the community's police department?

A Excellent **B** Good **C** Fair **D** Poor

PRECINCT	129 REGISTERED VOTERS			
	A	B	C	D
CASCADE TWP P-1 (2)	50.0% (1)	50.0% (1)	-	-
CASCADE TWP P-2A (2)	50.0% (1)	50.0% (1)	-	-
MARION TWP P-1 (3)	-	66.7% (2)	33.3% (1)	-
ORONOCO TWP (2)	50.0% (1)	50.0% (1)	-	-
ROCHESTER W1 P01 (5)	80.0% (4)	20.0% (1)	-	-
ROCHESTER W1 P02 (1)	100.0% (1)	-	-	-
ROCHESTER W1 P05 (4)	50.0% (2)	25.0% (1)	25.0% (1)	-
ROCHESTER W1 P07 (2)	100.0% (2)	-	-	-
ROCHESTER W1 P08 (2)	50.0% (1)	50.0% (1)	-	-
ROCHESTER W1 P09 (1)	-	100.0% (1)	-	-
ROCHESTER W1 P11 (1)	-	-	100.0% (1)	-
ROCHESTER W2 P01 (2)	50.0% (1)	50.0% (1)	-	-
ROCHESTER W2 P02 (2)	-	100.0% (2)	-	-
ROCHESTER W2 P03 (1)	-	100.0% (1)	-	-
ROCHESTER W2 P04 (2)	50.0% (1)	-	50.0% (1)	-
ROCHESTER W2 P05 (1)	100.0% (1)	-	-	-
ROCHESTER W2 P06 (2)	50.0% (1)	50.0% (1)	-	-
ROCHESTER W2 P07 (2)	-	100.0% (2)	-	-
ROCHESTER W2 P08 (2)	50.0% (1)	50.0% (1)	-	-
ROCHESTER W3 P01 (3)	66.7% (2)	-	-	33.3% (1)
ROCHESTER W3 P02 (1)	100.0% (1)	-	-	-
ROCHESTER W3 P04 (1)	-	-	100.0% (1)	-
ROCHESTER W3 P05 (5)	20.0% (1)	80.0% (4)	-	-
ROCHESTER W3 P06 (4)	25.0% (1)	50.0% (2)	25.0% (1)	-
ROCHESTER W3 P07 (1)	-	100.0% (1)	-	-
ROCHESTER W4 P01 (6)	50.0% (3)	33.3% (2)	-	16.7% (1)
ROCHESTER W4 P02 (1)	-	100.0% (1)	-	-
ROCHESTER W4 P03 (4)	25.0% (1)	75.0% (3)	-	-
ROCHESTER W4 P04 (3)	33.3% (1)	-	66.7% (2)	-
ROCHESTER W4 P05 (4)	-	75.0% (3)	25.0% (1)	-
ROCHESTER W4 P06 (1)	-	100.0% (1)	-	-
ROCHESTER W4 P07 (3)	-	66.7% (2)	33.3% (1)	-
ROCHESTER W4 P08 (1)	100.0% (1)	-	-	-
ROCHESTER W4 P09 (1)	-	100.0% (1)	-	-
ROCHESTER W5 P01 (4)	50.0% (2)	50.0% (2)	-	-
ROCHESTER W5 P02 (2)	-	100.0% (2)	-	-
ROCHESTER W5 P03 (7)	28.6% (2)	28.6% (2)	14.3% (1)	28.6% (2)
ROCHESTER W5 P04 (4)	50.0% (2)	25.0% (1)	25.0% (1)	-
ROCHESTER W5 P05 (2)	50.0% (1)	50.0% (1)	-	-
ROCHESTER W5 P06 (3)	66.7% (2)	-	-	33.3% (1)
ROCHESTER W5 P07 (5)	80.0% (4)	-	20.0% (1)	-
ROCHESTER W5 P08 (1)	100.0% (1)	-	-	-
ROCHESTER W6 P01 (4)	25.0% (1)	75.0% (3)	-	-
ROCHESTER W6 P02 (3)	33.3% (1)	33.3% (1)	33.3% (1)	-
ROCHESTER W6 P03 (4)	50.0% (2)	50.0% (2)	-	-
ROCHESTER W6 P04 (5)	40.0% (2)	40.0% (2)	20.0% (1)	-
ROCHESTER W6 P06 (2)	100.0% (2)	-	-	-
ROCHESTER W6 P07 (2)	-	50.0% (1)	50.0% (1)	-
ROCHESTER W6 P08 (1)	-	100.0% (1)	-	-
ST CHARLES (1)	-	100.0% (1)	-	-
WOODBURY P-04 (1)	100.0% (1)	-	-	-

AGE RANGE

129 REGISTERED VOTERS

	A	B	C	D
18-29 (8)	25.0% (2)	37.5% (3)	25.0% (2)	12.5% (1)
30-39 (22)	40.9% (9)	45.5% (10)	9.1% (2)	4.5% (1)
40-49 (29)	27.6% (8)	62.1% (18)	3.4% (1)	6.9% (2)
50-59 (26)	46.2% (12)	34.6% (9)	15.4% (4)	3.8% (1)
60-69 (33)	33.3% (11)	48.5% (16)	18.2% (6)	-
70-79 (9)	100.0% (9)	-	-	-
80-89 (2)	50.0% (1)	-	50.0% (1)	-




VOTERS GENDER

129 REGISTERED VOTERS

	A	B	C	D
F (53)	35.8% (19)	49.1% (26)	11.3% (6)	3.8% (2)
M (76)	43.4% (33)	39.5% (30)	13.2% (10)	3.9% (3)

How would you rate the overall performance of the community's police department?

- A Excellent B Good C Fair D Poor

-
-  **Anonymous user's Opinion** Responded B Fair
- The police seem to do a good job with crime, however, the enforcement of traffic laws is pathetic. I frequently note speeds in excess of 45 mph in 30 zones, lack of right-turn-on-red stops, intentional running of stop signs and lights, driving in bike lanes, etc. Rochester appears to be a free driving zone where anything is allowed.
-  **Anonymous user's Opinion** Responded A Poor
- Homeless drug addicts need a place to be jailed. Offer them treatment and a halfway house to get clean. Much prefer this than to an expanded shelter. Thousands of square feet of defunct big box stores to choose from for a treatment centers and half way houses. Rochester can be a model for a country to deal with these addicts.
-  **Anonymous user's Opinion** Responded C Good
- The police force does a great job enforcing and with outreach. I understand many traffic violations go unnoticed, but the force cannot be everywhere and education is the best solution in that field.