

How would you rate the overall performance of the community's emergency medical response teams?



REGISTERED VS NON-REGISTERED

	A	B	C	D
Registered Voters (147)	60.5% (89)	34.7% (51)	4.8% (7)	-
Non-Registered Voters (42)	64.3% (27)	28.6% (12)	7.1% (3)	-

ALL RESPONDENTS

	A	B	C	D
All respondents (189)	61.0% (116)	33.0% (63)	5.0% (10)	-
Registered Voters in Rochester, MN (147)	60.5% (89)	34.7% (51)	4.8% (7)	-
Live in Rochester, MN (186) - Self-reported	61.8% (115)	32.8% (61)	5.4% (10)	-
Subscribers to Rochester, MN (188)	61.7% (116)	33.0% (62)	5.3% (10)	-
Register respondents from anywhere (150)	60.0% (90)	35.0% (53)	5.0% (7)	-

How would you rate the overall performance of the community's emergency medical response teams?

A Excellent **B** Good **C** Fair **D** Poor

PRECINCT	150 REGISTERED VOTERS			
	A	B	C	D
CASCADE TWP P-1 (2)	100.0% (2)	-	-	-
CASCADE TWP P-2A (2)	50.0% (1)	50.0% (1)	-	-
MARION TWP P-1 (3)	100.0% (3)	-	-	-
ORONOCO TWP (3)	66.7% (2)	33.3% (1)	-	-
ROCHESTER W1 P01 (5)	100.0% (5)	-	-	-
ROCHESTER W1 P02 (1)	100.0% (1)	-	-	-
ROCHESTER W1 P05 (5)	60.0% (3)	40.0% (2)	-	-
ROCHESTER W1 P07 (3)	100.0% (3)	-	-	-
ROCHESTER W1 P08 (3)	66.7% (2)	33.3% (1)	-	-
ROCHESTER W1 P09 (2)	50.0% (1)	50.0% (1)	-	-
ROCHESTER W2 P01 (2)	50.0% (1)	50.0% (1)	-	-
ROCHESTER W2 P02 (3)	66.7% (2)	33.3% (1)	-	-
ROCHESTER W2 P03 (1)	-	100.0% (1)	-	-
ROCHESTER W2 P04 (3)	66.7% (2)	33.3% (1)	-	-
ROCHESTER W2 P05 (1)	-	100.0% (1)	-	-
ROCHESTER W2 P06 (3)	100.0% (3)	-	-	-
ROCHESTER W2 P07 (2)	50.0% (1)	50.0% (1)	-	-
ROCHESTER W2 P08 (3)	66.7% (2)	-	33.3% (1)	-
ROCHESTER W3 P01 (2)	100.0% (2)	-	-	-
ROCHESTER W3 P02 (1)	100.0% (1)	-	-	-
ROCHESTER W3 P03 (1)	-	-	100.0% (1)	-
ROCHESTER W3 P04 (1)	100.0% (1)	-	-	-
ROCHESTER W3 P05 (7)	14.3% (1)	85.7% (6)	-	-
ROCHESTER W3 P06 (4)	75.0% (3)	25.0% (1)	-	-
ROCHESTER W3 P07 (2)	50.0% (1)	50.0% (1)	-	-
ROCHESTER W4 P01 (8)	62.5% (5)	37.5% (3)	-	-
ROCHESTER W4 P02 (1)	-	100.0% (1)	-	-
ROCHESTER W4 P03 (4)	50.0% (2)	50.0% (2)	-	-
ROCHESTER W4 P04 (4)	100.0% (4)	-	-	-
ROCHESTER W4 P05 (5)	20.0% (1)	60.0% (3)	20.0% (1)	-
ROCHESTER W4 P06 (1)	100.0% (1)	-	-	-
ROCHESTER W4 P07 (3)	33.3% (1)	33.3% (1)	33.3% (1)	-
ROCHESTER W4 P08 (1)	100.0% (1)	-	-	-
ROCHESTER W4 P09 (1)	100.0% (1)	-	-	-
ROCHESTER W5 P01 (5)	40.0% (2)	40.0% (2)	20.0% (1)	-
ROCHESTER W5 P02 (4)	-	100.0% (4)	-	-
ROCHESTER W5 P03 (6)	50.0% (3)	33.3% (2)	16.7% (1)	-
ROCHESTER W5 P04 (5)	80.0% (4)	20.0% (1)	-	-
ROCHESTER W5 P05 (2)	100.0% (2)	-	-	-
ROCHESTER W5 P06 (3)	66.7% (2)	33.3% (1)	-	-
ROCHESTER W5 P07 (5)	60.0% (3)	40.0% (2)	-	-
ROCHESTER W5 P08 (1)	100.0% (1)	-	-	-
ROCHESTER W6 P01 (4)	75.0% (3)	25.0% (1)	-	-
ROCHESTER W6 P02 (3)	100.0% (3)	-	-	-
ROCHESTER W6 P03 (5)	40.0% (2)	60.0% (3)	-	-
ROCHESTER W6 P04 (6)	50.0% (3)	50.0% (3)	-	-
ROCHESTER W6 P06 (3)	66.7% (2)	33.3% (1)	-	-
ROCHESTER W6 P07 (2)	-	50.0% (1)	50.0% (1)	-
ROCHESTER W6 P08 (1)	-	100.0% (1)	-	-
ST CHARLES (1)	-	100.0% (1)	-	-
WOODBURY P-04 (1)	100.0% (1)	-	-	-

AGE RANGE

150 REGISTERED VOTERS

	A	B	C	D
18-29 (9)	11.1% (1)	77.8% (7)	11.1% (1)	-
30-39 (28)	64.3% (18)	32.1% (9)	3.6% (1)	-
40-49 (34)	52.9% (18)	44.1% (15)	2.9% (1)	-
50-59 (27)	59.3% (16)	37.0% (10)	3.7% (1)	-
60-69 (38)	68.4% (26)	23.7% (9)	7.9% (3)	-
70-79 (11)	81.8% (9)	18.2% (2)	-	-
80-89 (3)	66.7% (2)	33.3% (1)	-	-





VOTERS GENDER

150 REGISTERED VOTERS

	A	B	C	D
F (65)	56.9% (37)	35.4% (23)	7.7% (5)	-
M (85)	62.4% (53)	35.3% (30)	2.4% (2)	-

How would you rate the overall performance of the community's emergency medical response teams?

- A** Excellent **B** Good **C** Fair **D** Poor

-
-  **Anonymous user's Opinion** Responded **B** Fair
Some unnecessary responses to animal issues, eg cat in tree
 -  **Anonymous user's Opinion** Responded **D** Excellent
I own the Silver Lake boat and bike rentals. I call dispatch or 911 probably half a dozen times each year for emergencies happening within the park. Someone always shows up within a couple minutes.
 -  **Anonymous user's Opinion** Responded **D** Excellent
Why is the Fire Department running the large engines and ladder trucks to medical calls? Find a smaller rig to run
 -  **Anonymous user's Opinion** Responded **C** Good
I've been at several "emergency" incidents and have noticed police cars, ambulances and then fire trucks responding. Couldn't the 1st department arriving make the call for "no further help needed" or what is needed? In a lot of cities, the fire department is trained as both fire fighters as well as EMT's and they transport the patients. It must be a cost savings as well as a better use of manpower!