

How would you rate the overall performance of the community's fire department?



REGISTERED VS NON-REGISTERED

	A	B	C	D
Registered Voters (133)	67.7% (90)	30.8% (41)	1.5% (2)	-
Non-Registered Voters (39)	59.0% (23)	41.0% (16)	-	-

ALL RESPONDENTS

	A	B	C	D
All respondents (172)	66.0% (113)	33.0% (57)	1.0% (2)	-
Registered Voters in Rochester, MN (133)	67.7% (90)	30.8% (41)	1.5% (2)	-
Live in Rochester, MN (169) - Self-reported	66.3% (112)	32.5% (55)	1.2% (2)	-
Subscribers to Rochester, MN (171)	66.1% (113)	32.7% (56)	1.2% (2)	-
Register respondents from anywhere (136)	67.0% (91)	32.0% (43)	1.0% (2)	-

How would you rate the overall performance of the community's fire department?

A Excellent **B** Good **C** Fair **D** Poor

PRECINCT	A	B	C	D
CASCADE TWP P-1 (2)	50.0% (1)	50.0% (1)	-	-
CASCADE TWP P-2A (2)	50.0% (1)	50.0% (1)	-	-
MARION TWP P-1 (3)	100.0% (3)	-	-	-
ORONOCO TWP (3)	66.7% (2)	33.3% (1)	-	-
ROCHESTER W1 P01 (5)	80.0% (4)	20.0% (1)	-	-
ROCHESTER W1 P02 (1)	100.0% (1)	-	-	-
ROCHESTER W1 P05 (5)	60.0% (3)	40.0% (2)	-	-
ROCHESTER W1 P07 (2)	100.0% (2)	-	-	-
ROCHESTER W1 P08 (2)	100.0% (2)	-	-	-
ROCHESTER W1 P09 (1)	-	100.0% (1)	-	-
ROCHESTER W1 P11 (1)	100.0% (1)	-	-	-
ROCHESTER W2 P01 (2)	100.0% (2)	-	-	-
ROCHESTER W2 P02 (3)	100.0% (3)	-	-	-
ROCHESTER W2 P03 (1)	-	100.0% (1)	-	-
ROCHESTER W2 P04 (2)	50.0% (1)	50.0% (1)	-	-
ROCHESTER W2 P05 (1)	100.0% (1)	-	-	-
ROCHESTER W2 P06 (2)	100.0% (2)	-	-	-
ROCHESTER W2 P07 (2)	50.0% (1)	50.0% (1)	-	-
ROCHESTER W2 P08 (2)	50.0% (1)	50.0% (1)	-	-
ROCHESTER W3 P01 (3)	66.7% (2)	33.3% (1)	-	-
ROCHESTER W3 P02 (1)	-	-	100.0% (1)	-
ROCHESTER W3 P04 (1)	100.0% (1)	-	-	-
ROCHESTER W3 P05 (6)	83.3% (5)	16.7% (1)	-	-
ROCHESTER W3 P06 (4)	75.0% (3)	25.0% (1)	-	-
ROCHESTER W3 P07 (1)	-	100.0% (1)	-	-
ROCHESTER W4 P01 (6)	83.3% (5)	16.7% (1)	-	-
ROCHESTER W4 P02 (1)	-	100.0% (1)	-	-
ROCHESTER W4 P03 (4)	25.0% (1)	75.0% (3)	-	-
ROCHESTER W4 P04 (3)	66.7% (2)	33.3% (1)	-	-
ROCHESTER W4 P05 (5)	60.0% (3)	40.0% (2)	-	-
ROCHESTER W4 P06 (1)	100.0% (1)	-	-	-
ROCHESTER W4 P07 (3)	-	100.0% (3)	-	-
ROCHESTER W4 P08 (1)	100.0% (1)	-	-	-
ROCHESTER W4 P09 (1)	100.0% (1)	-	-	-
ROCHESTER W5 P01 (5)	60.0% (3)	40.0% (2)	-	-
ROCHESTER W5 P02 (2)	-	100.0% (2)	-	-
ROCHESTER W5 P03 (7)	71.4% (5)	28.6% (2)	-	-
ROCHESTER W5 P04 (5)	100.0% (5)	-	-	-
ROCHESTER W5 P05 (1)	100.0% (1)	-	-	-
ROCHESTER W5 P06 (3)	66.7% (2)	33.3% (1)	-	-
ROCHESTER W5 P07 (4)	75.0% (3)	25.0% (1)	-	-
ROCHESTER W5 P08 (1)	100.0% (1)	-	-	-
ROCHESTER W6 P01 (4)	75.0% (3)	25.0% (1)	-	-
ROCHESTER W6 P02 (4)	50.0% (2)	50.0% (2)	-	-
ROCHESTER W6 P03 (5)	40.0% (2)	60.0% (3)	-	-
ROCHESTER W6 P04 (5)	80.0% (4)	20.0% (1)	-	-
ROCHESTER W6 P06 (2)	100.0% (2)	-	-	-
ROCHESTER W6 P07 (2)	50.0% (1)	-	50.0% (1)	-
ROCHESTER W6 P08 (1)	-	100.0% (1)	-	-
ST CHARLES (1)	-	100.0% (1)	-	-
WOODBURY P-04 (1)	100.0% (1)	-	-	-

136 REGISTERED VOTERS

AGE RANGE

136 REGISTERED VOTERS

	A	B	C	D
18-29 (8)	37.5% (3)	62.5% (5)	-	-
30-39 (24)	70.8% (17)	29.2% (7)	-	-
40-49 (31)	58.1% (18)	41.9% (13)	-	-
50-59 (28)	67.9% (19)	28.6% (8)	3.6% (1)	-
60-69 (34)	70.6% (24)	26.5% (9)	2.9% (1)	-
70-79 (9)	100.0% (9)	-	-	-
80-89 (2)	50.0% (1)	50.0% (1)	-	-




VOTERS GENDER

136 REGISTERED VOTERS

	A	B	C	D
F (55)	67.3% (37)	32.7% (18)	-	-
M (81)	66.7% (54)	30.9% (25)	2.5% (2)	-

How would you rate the overall performance of the community's fire department?

- A Excellent
- B Good
- C Fair
- D Poor

-
-  **Anonymous user's Opinion** Responded C Good
Favoritism in the hiring process, including the new Chief, is deplorable. Someone needs to hold HR accountable for their lack of transparency and ethical practices.
 -  **Anonymous user's Opinion** Responded C Good
When RFD considers new equipment it should be sized to fit on the smallest roads and have the ability to drive in reverse. Some of our poor road design can be attributed to demands caused by large fire apparatus.
 -  **Anonymous user's Opinion** Responded B Fair
Frankly overpaid for what they truly do.