



PROPERTY SUMMARY	
RECYCLING PROGRAM EXPANSION - SOUTH WAREHOUSE	
TOTAL PROPERTY AREA	151,745 SF (3.48 AC)
TOTAL BUILDING AREA ON PARCEL	51,250 SF
PARKING SUMMARY	
EXISTING ZONING	CDC - FR
ZONING PARKING REQUIREMENT	1 STALL PER 1,200 S.F. OF FLOOR AREA PLUS 1 FOR EACH COMPANY VEHICLE NORMALLY STORED ON SITE
REQUIRED PARKING	47 STALLS
EXISTING PARKING	159 STALLS
NO. OF STALLS REMOVED DUE TO PROPOSED IMPROVEMENTS	12 STALLS
PROPOSED PARKING	147 STALLS

LEGEND	
	PROPERTY LINE (APPROXIMATE)
	PROPOSED PARKING STRIPING (4' SWL)
	PROPOSED CONCRETE PAVEMENT
	PROPOSED ARCHITECTURAL CONCRETE APRON
	PROPOSED PARKING COUNT
	EXISTING PARKING COUNT



RSP Architects
320 South Broadway
Ste. B
Rochester, Minnesota 55904

507.285.6569
612.677.7499 Fax
www.rsparch.com

Consultants
Kimley»Horn

Certification
I hereby certify that I have reviewed the Mayo Clinic Standard General Specifications prepared by Russell J. Schultz, License Number 21581, that they are appropriate for the work except as amended in this plan, specification or report, and that I am a duly licensed Architect under the laws of the State of Minnesota.

Signature: DAVID C. NORBACK
Registration Number: 11902
Date: 07.02.15

I hereby certify that this plan, specification or report was prepared by me or under my direct supervision and that I am a duly licensed Architect under the laws of the State of Minnesota.

Signature: DAVID C. NORBACK
Registration Number: 11902
Date: 07.02.15



RECYCLING PROGRAM EXPANSION SOUTH WAREHOUSE

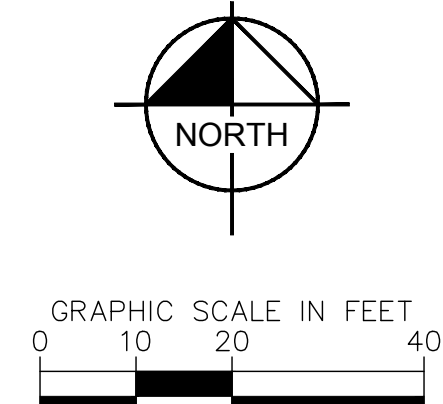
PROJECT #7R140650

Project No. 6287.045.02
Drawn By JDS
Checked By LCP
Date 07/06/15

NOTICE: The designs shown and described herein including all technical drawings, graphics, and models thereof, are proprietary and cannot be copied, duplicated or commercially exploited, in whole or in part, without express written permission of RSP Architects. These are available for limited review and evaluation by clients, consultants, contractors, government agencies, vendors and office personnel only in accordance with this Notice.

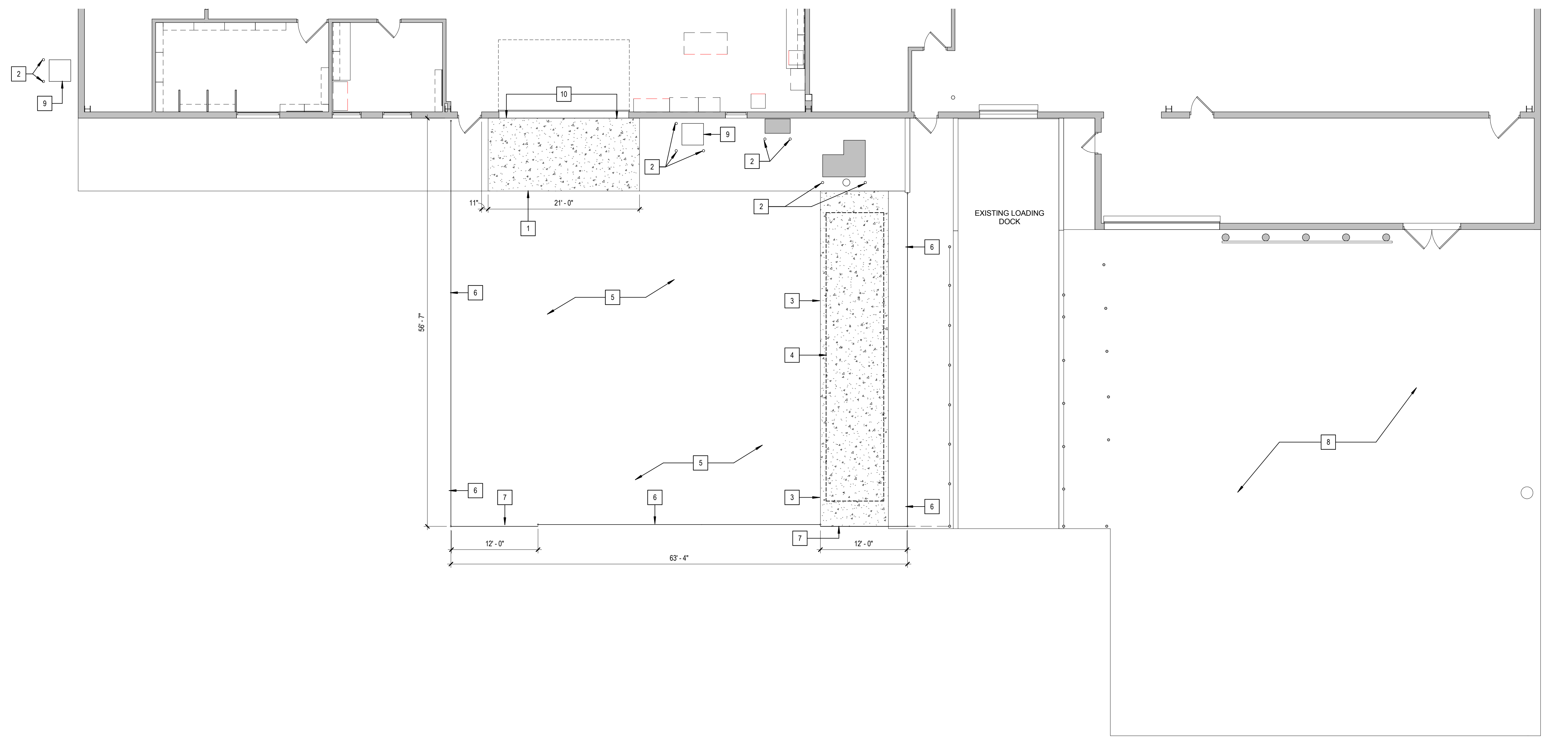
© Copyright RSP Architects 2014. All rights reserved.

No.	Date	Description



MASTER SITE PLAN

C101



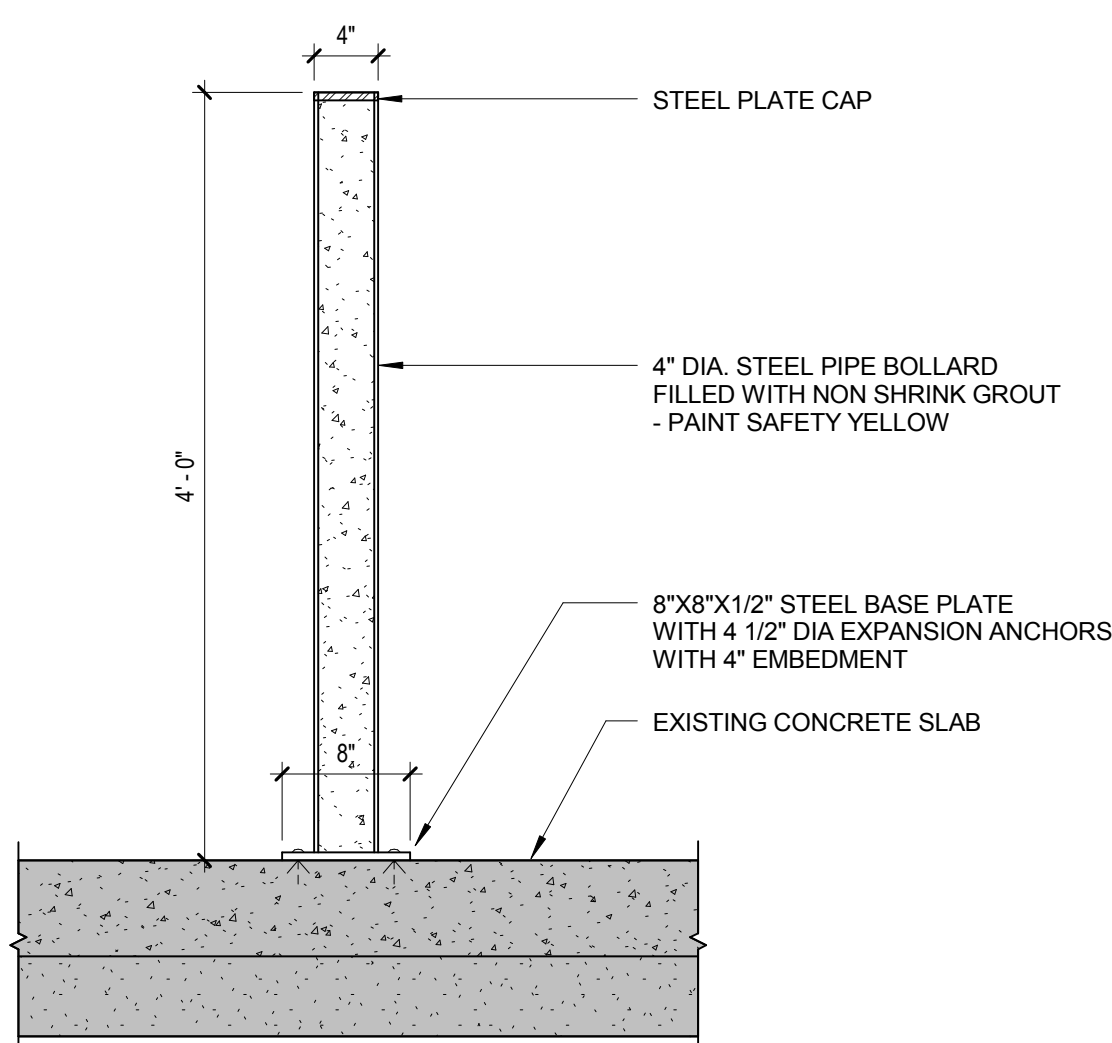
FLOOR PLAN GENERAL NOTES

1. LOCATION OF EQUIPMENT SUCH AS UMBILICAL, FUME HOODS, BRACES, OR ANY OTHER ITEMS THAT MAY INTERFERE WITH THE LIGHTING, STRUCTURAL, OR MECHANICAL SYSTEMS, SHALL BE CAREFULLY COORDINATED AND DISCREPANCIES BROUGHT TO THE ARCHITECT'S ATTENTION IMMEDIATELY.
2. WALL SHELVING OR REAGENT SHELVING SUPPORTS SHALL BE SPACED AND POSITIONED TO CLEAR FITTINGS, ELECTRICAL PEDESTALS, SINKS AND CUP SINKS.
3. OVERALL LENGTH OF TOPS SHALL BE DETERMINED BY CASEWORK AND DIMENSIONS AS INDICATED ON PLANS. TOPS SHALL OVERHANG 1/2" AT EACH END AND 1" FROM FRONT OF BASE CABINET. WHEN OVERALL DIMENSIONS ARE GIVEN, 1/2" OVERHANG IS NOT INCLUDED.
4. OVERALL HEIGHT OF BASE CABINETS SHALL BE AS SHOWN ON DRAWINGS (NOMINAL HEIGHT).
5. COUNTERTOPS AND SPLASHES MUST BE SEALED TO THE WALLS.
6. ALL EXPOSED TO VIEW COUNTERTOP EDGES, BACK OF SPLASHES, ALL EDGES OF TABLES, BACKS OF COUNTERTOPS AND SPLASHES HELD AWAY FROM WALL SHALL BE FILLED, SEALED AND FINISHED.
7. FILLER PANELS SHALL BE USED BETWEEN BACK OF CABINETS OR HOODS AND WALLS AT EXPOSED ENDS AND WHEN BASE CABINETS AND/OR HOODS ARE SET BACK TO BACK, FILLER SHALL OCCUR EVEN WHERE NO BASE CABINETS OCCURS BUT BENCH IS PRESENT.
8. ALL CASEWORK, FUME HOODS AND ANY OTHER FURNISHINGS WITH EXPOSED TO VIEW AND SIDES SHALL BE FINISHED.
9. PLUMBING FITTINGS OTHER THAN THOSE IN THE FUME HOODS OR FUME HOOD BASE CABINETS SHALL BE SUPPLIED AND INSTALLED BY MECHANICAL CONTRACTOR. ALL PLUMBING FITTINGS SHALL HAVE FINAL CONNECTION BY MECHANICAL CONTRACTOR.
10. ALL PLUMBING SYSTEM HANGERS AND FASTENERS SHALL BE PROVIDED AND INSTALLED BY MECHANICAL CONTRACTOR.
11. ALL LABORATORY SINKS AND CUP SINKS SHALL BE FURNISHED BY LAB CASEWORK CONTRACTOR. FINAL CONNECTION BY MECHANICAL CONTRACTOR.
12. FUME HOODS WILL BE PRE-PLUMBED AND PRE-WIRED.
13. ALL EXPOSED PIPING AND CONDUIT SHALL BE PAINTED TO MATCH THE ADJACENT SURFACE.
14. ALL PENETRATIONS THROUGH COUNTERTOP SHALL BE SEALED BY LAB FURNISHINGS CONTRACTOR WITH ACID RESISTANT SEALANT.
15. ALL PLAN DIMENSIONS LOCATING INTERIOR WALLS ARE TO:
 - a. FACE OF EXISTING WALL SYSTEM UNLESS NOTED OTHERWISE.
 - b. FACE OF GYPSUM BOARD UNLESS NOTED OTHERWISE.
 - c. CENTERLINE OF BUILDING GRID.
16. ALL ELEVATION MEASUREMENTS ARE IN REFERENCE TO THE FINISHED FLOOR.
17. SEE LIFE SAFETY PLANS, SHEET "G101" FOR ALL RATED PARTITION LOCATIONS.
18. EXISTING PENETRATIONS IN RATED PARTITIONS TO BE FIRESTOPPED & SEALED. NEW MECHANICAL / ELECTRICAL PENETRATIONS TO BE FIRESTOPPED & SEALED. ALL SUBCONTRACTORS TO USE THE SAME FIRESTOPPING SYSTEM.

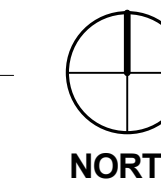
KEYNOTES - SITE PLAN

No.	Description
1	NEW 6" REINFORCED CONCRETE WITH #5 AT 16" CENTER TO CENTER EACH WAY - SLOPE DOWN TO MATCH ELEVATION OF EXISTING ASPHALT
2	4" STEEL BOLLARDS - SEE DETAIL 2/A001
3	6" CONCRETE WITH #5 AT 16" CENTER TO CENTER - TOP WITH MASTER TOP ANVIL-TOP 300 TOPPING ON NEW AND EXISTING CONCRETE WITHIN FENCED AREA
4	NEW LOCATION FOR 40' X 8' ROLL OFF UNIT.
5	ALTERNATE A-1: PROVIDE 6" CONCRETE SLAB WITH #5 AT 16" CENTER TO CENTER EACH WAY.
6	NEW 8' TALL CHAIN LINK FENCE.
7	NEW 12' WIDE X 8' TALL CHAIN LINK SLIDING GATE - GATE SHALL BE LOCKABLE WITH PADELOCK
8	TRUCK PARKING AREA
9	NEW AIR CONDITIONING UNIT ON EXISTING CONCRETE WALK - SEE MECHANICAL
10	DOWEL NEW CONCRETE SLAB INTO EXISTING FOUNDATION WALL

1 SOUTH WAREHOUSE - PARTIAL SITE PLAN
1/8" = 1'-0"



2 4" PIPE BOLLARD
1" = 1'-0"



Consultants

Certification

I hereby certify that I have reviewed the Mayo Clinic Standard General Specifications prepared by Russell J. Schultz, License Number 21581, that they are appropriate for the work except as amended in this plan, specification or report, and that I am a duly licensed Architect under the laws of the State of Minnesota.

Signature DAVID C. NORBACK

Registration Number 11902

Date 07.17.15

I hereby certify that this plan, specification or report was prepared by me or under my direct supervision and that I am a duly licensed Architect under the laws of the State of Minnesota.

Signature DAVID C. NORBACK

Registration Number 11902

Date 07.17.15

Project For



RECYCLING PROGRAM
EXPANSION

SOUTH WAREHOUSE

PROJECT #7R1A0650

Project No. 6287.045.02

Drawn By JAS

Checked By JHA

Date 07/10/15

NOTICE: The designs shown and described herein including all technical drawings, graphics, and models thereof, are proprietary and cannot be copied, replicated or commercially exploited, in whole or in part, without express written permission of RSP Architects. These are available for limited review and evaluation by clients, consultants, contractors, government agencies, vendors and office personnel only in accordance with this Notice.

© Copyright RSP Architects 2014. All rights reserved.

Revisions

No.	Date	Description